

Times Higher Education Impact Ranking

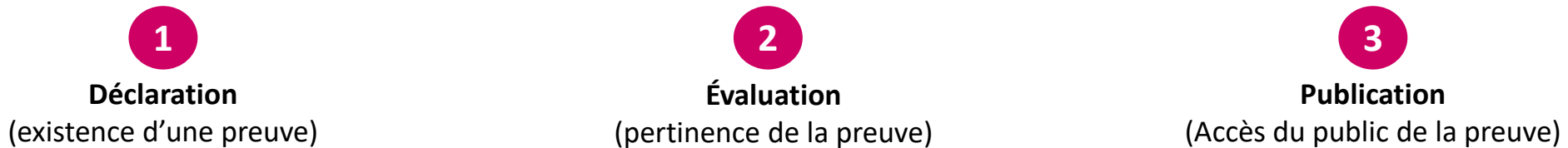
Présentation des résultats UNIGE 2025



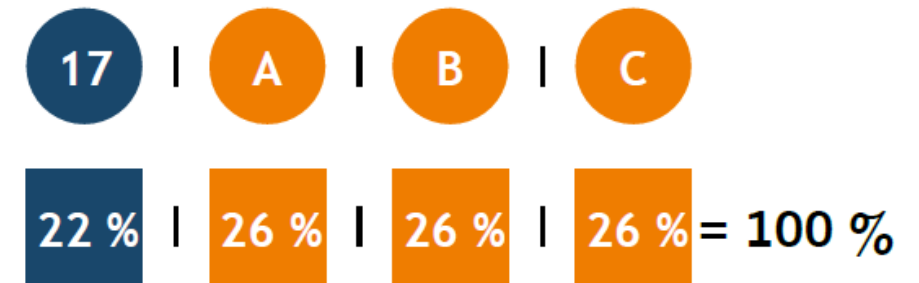
Impact Ranking

Depuis 2019, ce classement international des universités mesure leur contribution aux 17 objectifs de développement durable (ODD) de l'ONU. Il évalue les universités sur la base de leurs actions concrètes en matière sociale, économique et environnementale

- Evaluation des actions mises en place par les universités
- Actions présentées sous forme de preuves qualitatives (pages web, directives, plans d'action) et/ou quantitatives (effectifs, montants financiers, etc.) évaluées selon les 3 critères suivants :



- Calcul d'une note globale, basée sur le résultat obtenu pour chacun des ODD évalué :



Résultats 2025 - UNIGE

OVERALL SCORE

81.3 out of 100

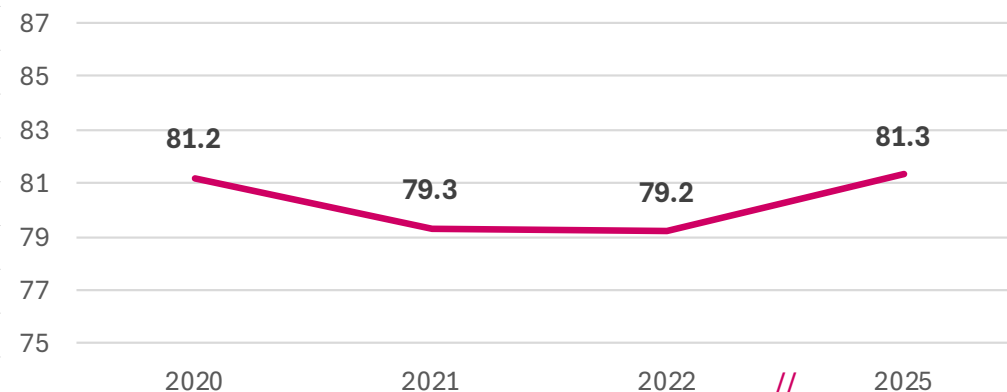
OVERALL RANK

201-300 out of 2318 institutions

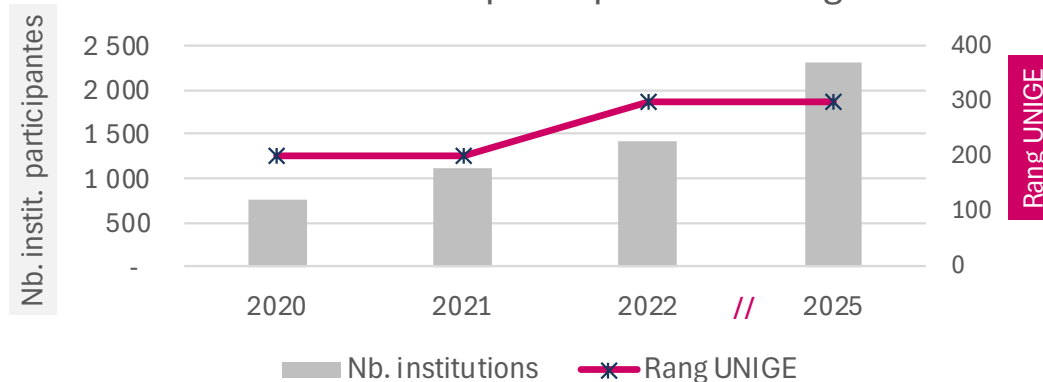
SDG PARTICIPATED

17 out of 17 Sustainable Development Goals

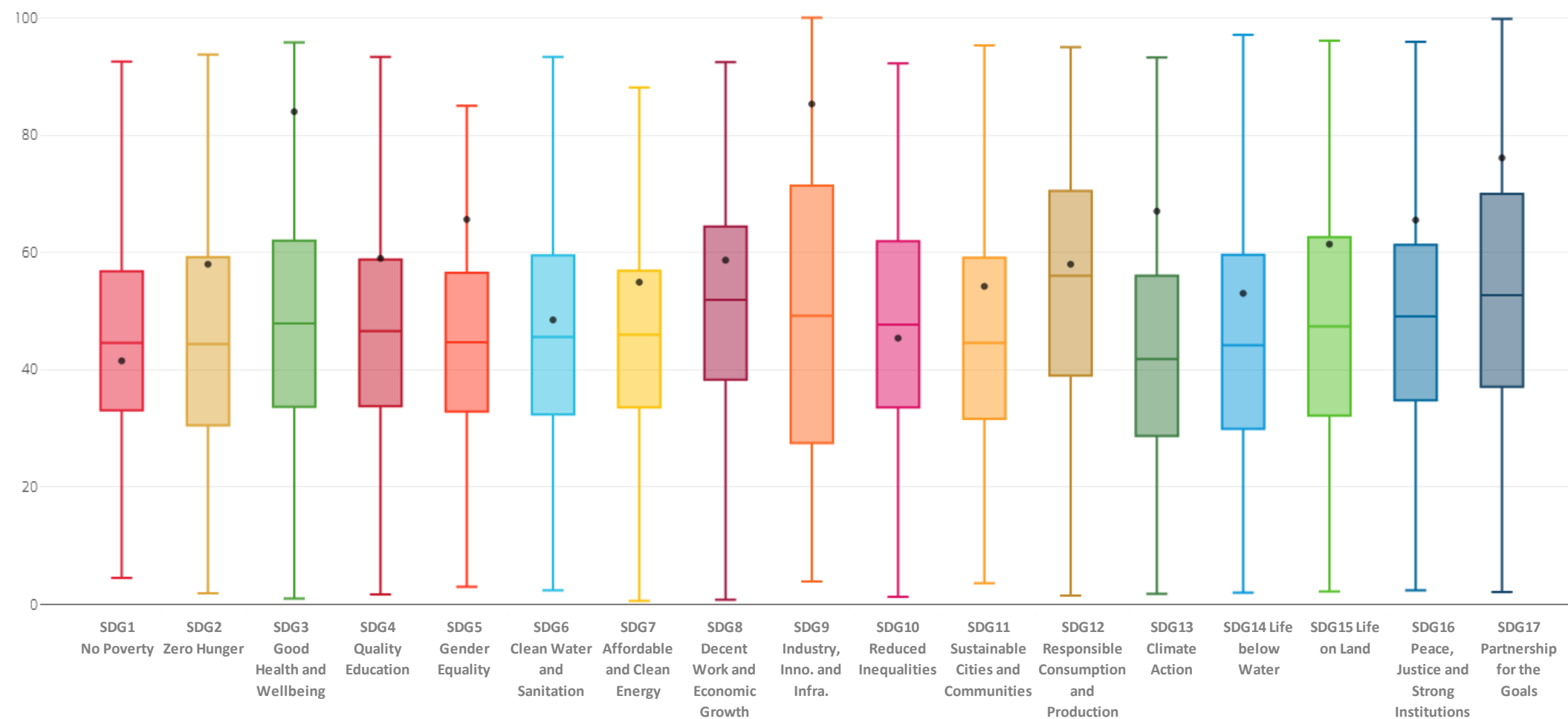
Evolution du score global UNIGE 2020-2025



Nombre d'institutions participantes et Rang UNIGE



Résultats 2025 – Vue d'ensemble



Résultats 2025 – Top 3 + SDG 17

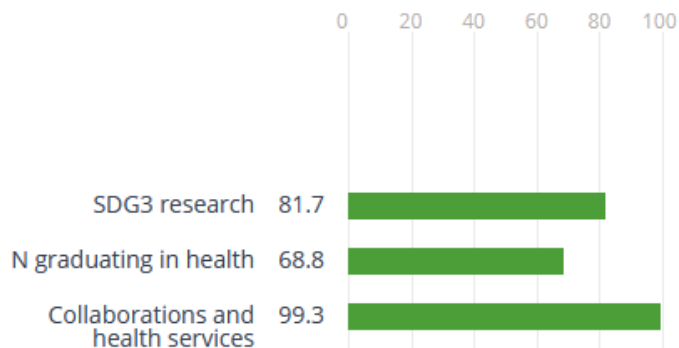
3 

GOOD HEALTH AND WELLBEING

QUALIFYING SDG - 26% OF OVERALL

SCORE **84.0** RANK **36** out of 1788 institutions

[Details](#)



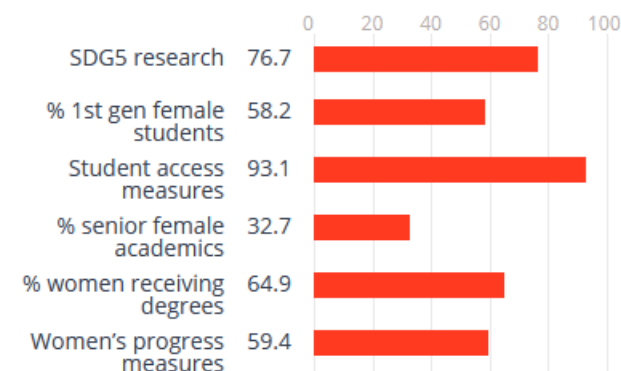
5 

GENDER EQUALITY

QUALIFYING SDG - 26% OF OVERALL

SCORE **65.6** RANK **101-200** out of 1559 institutions

[Details](#)



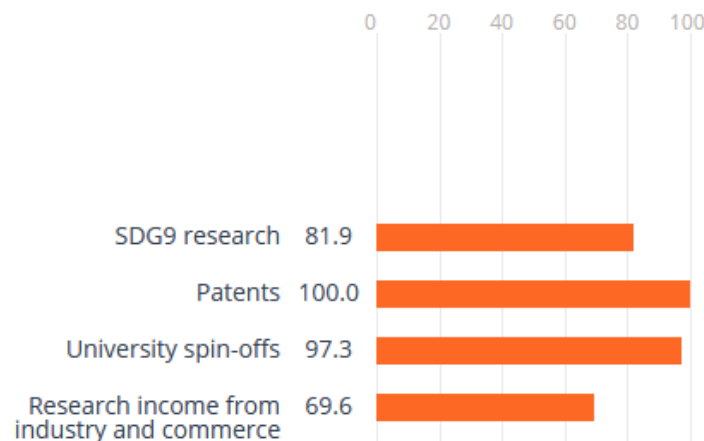
9 

INDUSTRY, INNOVATION AND INFRASTRUCTURE

QUALIFYING SDG - 26% OF OVERALL

SCORE **85.3** RANK **101-200** out of 1156 institutions

[Details](#)



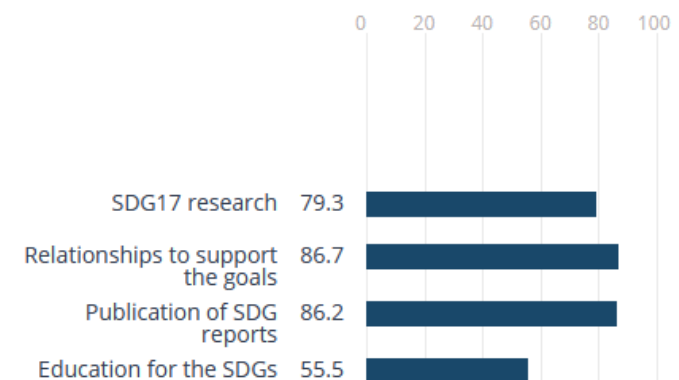
17 

PARTNERSHIP FOR THE GOALS

MANDATORY QUALIFYING SDG - 22% OF OVERALL

SCORE **76.1** RANK **401-600** out of 2389 institutions

[Details](#)



Résultats 2025 – Par SDG (1-4)

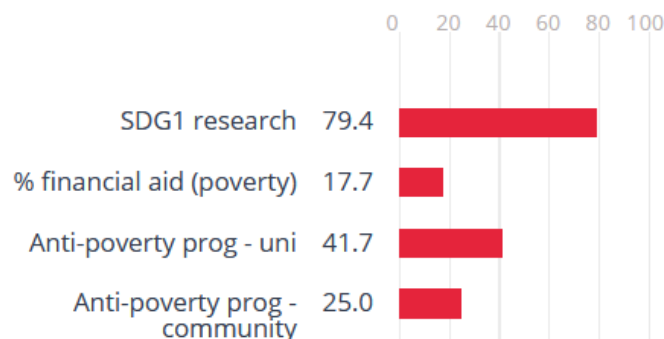
1 

NO POVERTY

SCORE
41.5

RANK
601–
out of 1267 institutions

[Details](#)



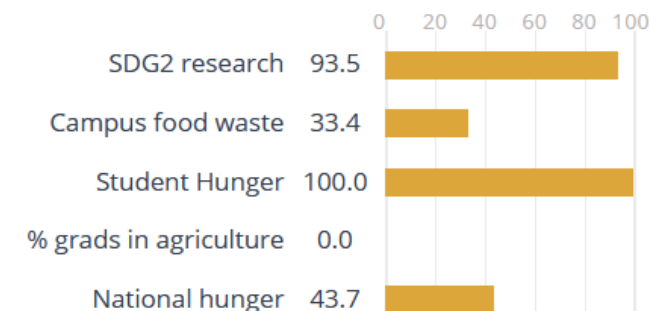
2 

ZERO HUNGER

SCORE
58.0

RANK
201–
out of 955 institutions

[Details](#)



3 

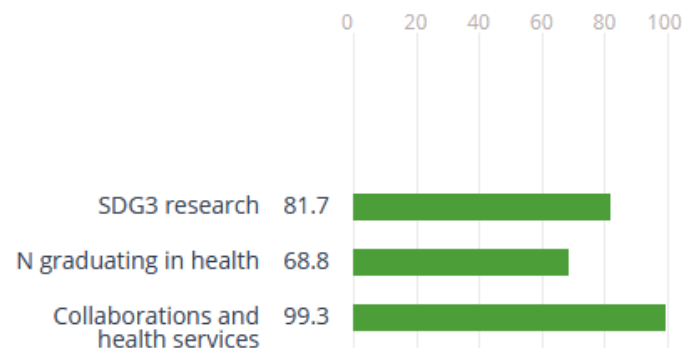
GOOD HEALTH AND WELLBEING

QUALIFYING SDG - 26% OF OVERALL

SCORE
84.0

RANK
36
out of 1788 institutions

[Details](#)



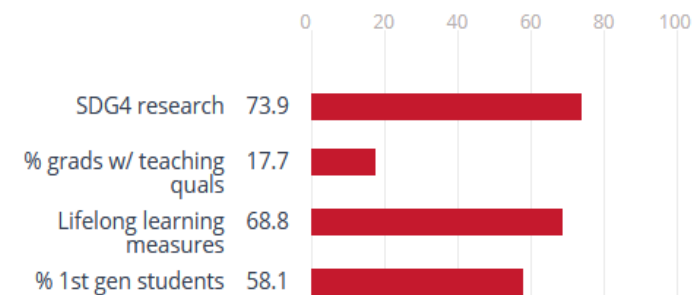
4 

QUALITY EDUCATION

SCORE
59.0

RANK
401–
out of 1975 institutions

[Details](#)



Résultats 2025 – Par SDG (5-8)

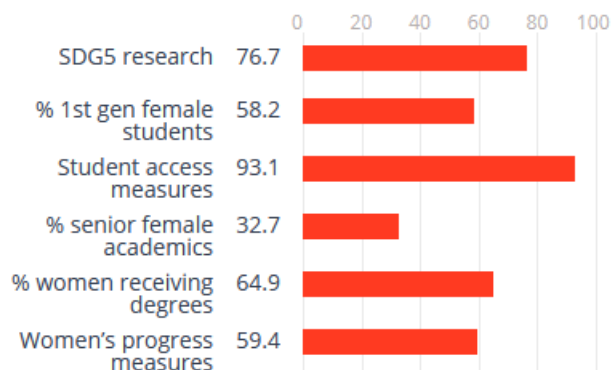
5 ♀

GENDER EQUALITY

QUALIFYING SDG - 26% OF OVERALL

SCORE **65.6**
RANK **101-**
out of 1559 institutions

[Details](#)

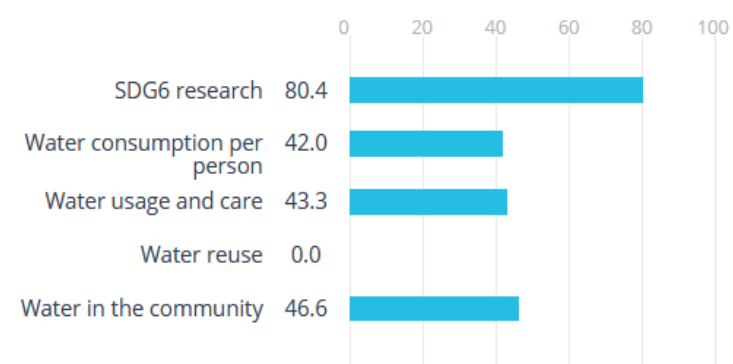


6 💧

CLEAN WATER AND SANITATION

SCORE **48.5**
RANK **401-**
out of 1042 institutions

[Details](#)

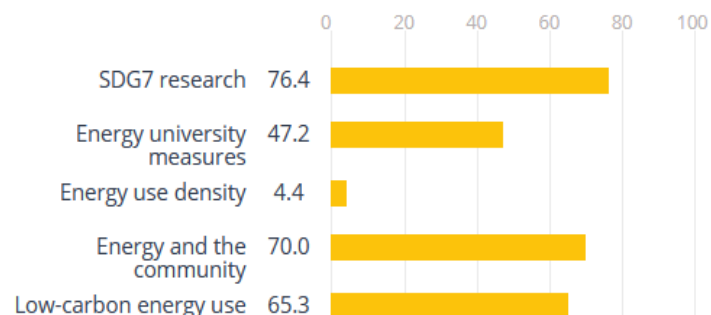


7 ☀️

AFFORDABLE AND CLEAN ENERGY

SCORE **54.9**
RANK **301-**
out of 1181 institutions

[Details](#)



8 📈

DECENT WORK AND ECONOMIC GROWTH

SCORE **58.7**
RANK **401-**
out of 1350 institutions

[Details](#)



Résultats 2025 – Par SDG (9-12)

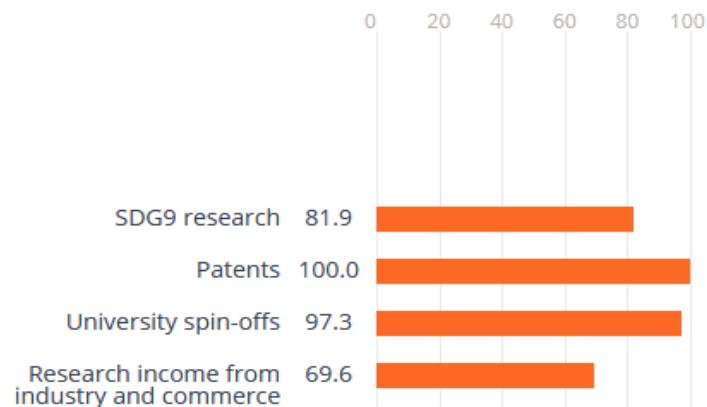
9 

INDUSTRY, INNOVATION AND INFRASTRUCTURE

QUALIFYING SDG - 26% OF OVERALL

SCORE **85.3** RANK **101–200** out of 1156 institutions

[Details](#)

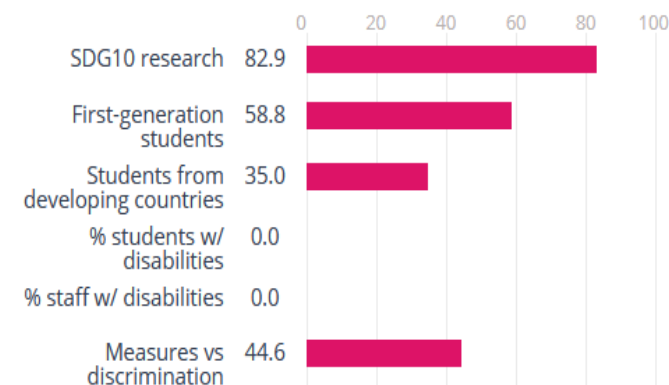


10 

REDUCED INEQUALITIES

SCORE **45.4** RANK **601–800** out of 1261 institutions

[Details](#)

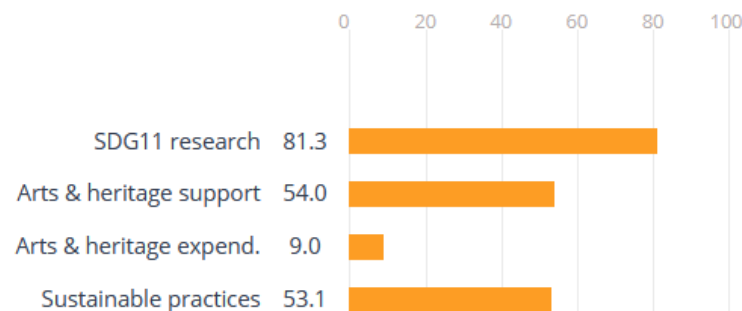


11 

SUSTAINABLE CITIES AND COMMUNITIES

SCORE **54.2** RANK **301–400** out of 1154 institutions

[Details](#)

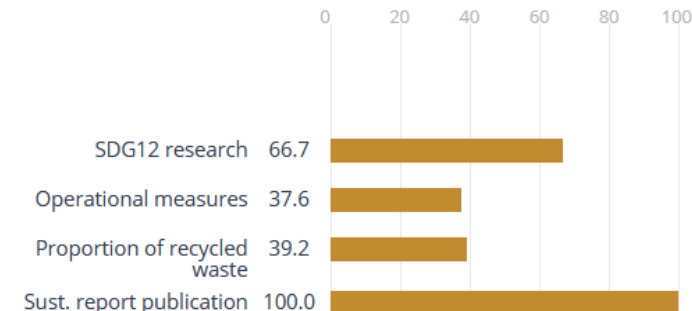


12 

RESPONSIBLE CONSUMPTION AND PRODUCTION

SCORE **58.0** RANK **401–600** out of 973 institutions

[Details](#)



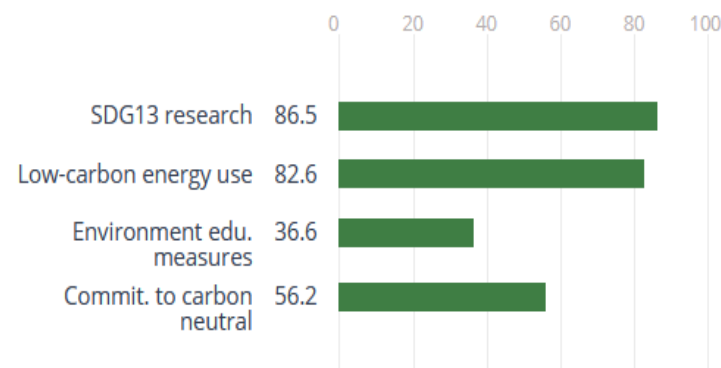
Résultats 2025 – Par SDG (13-16)

13 

CLIMATE ACTION

SCORE **67.0**
RANK **101-200**
out of 1089 institutions

[Details](#)

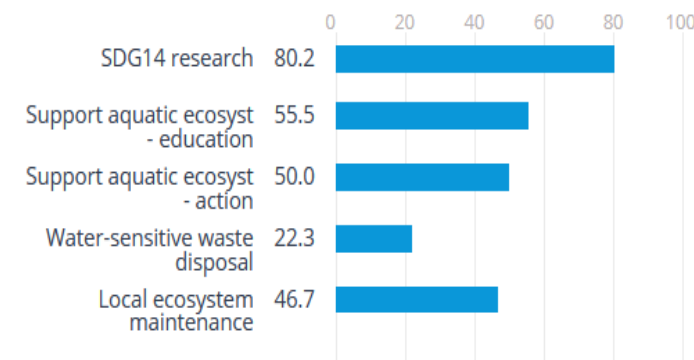


14 

LIFE BELOW WATER

SCORE **53.0**
RANK **201-300**
out of 711 institutions

[Details](#)

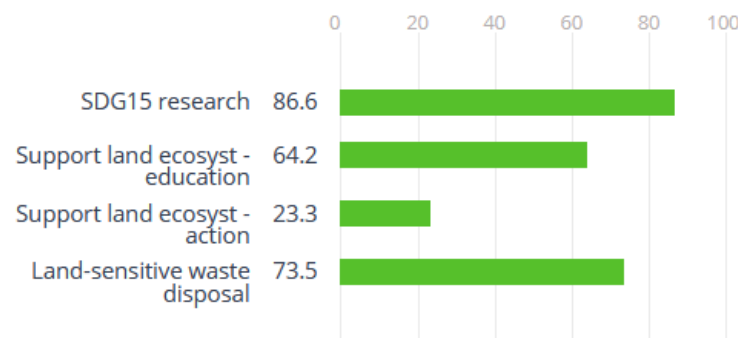


15 

LIFE ON LAND

SCORE **61.4**
RANK **201-300**
out of 854 institutions

[Details](#)

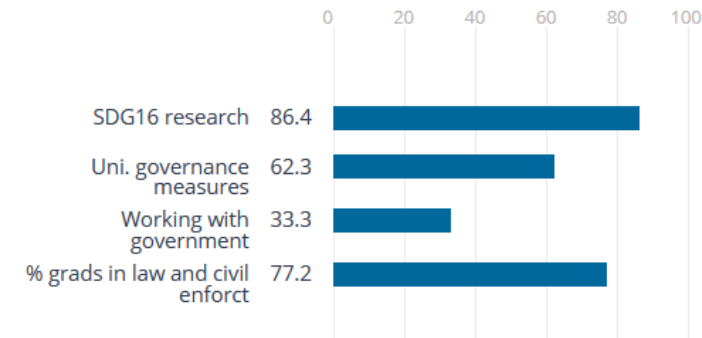


16 

PEACE, JUSTICE AND STRONG INSTITUTIONS

SCORE **65.5**
RANK **201-300**
out of 1265 institutions

[Details](#)



Résultats 2025 – Par SDG (17)

