

**CONFORMAL INVARIANCE IN RANDOM CLUSTER MODELS.
I. HOLOMORPHIC FERMIONS IN THE ISING MODEL.**

STANISLAV SMIRNOV

1. INTRODUCTION

It is widely believed that many planar lattice models at the critical temperature are conformally invariant in the scaling limit. In particular, the Ising model is often cited as a classical example of conformal invariance which is used in deriving many of its properties.

To the best of our knowledge no mathematical proof of this assertion has ever been given. Moreover, most of the physics arguments concern rectangular domains only (like a plane or a strip) or do not take boundary conditions into account. Thus they give (often unrigorous) justification only of the *Möbius invariance* of the scaling limit, arguably a much weaker property than full *conformal invariance*. Of course, success of conformal field theory methods in describing the Ising model provides some evidence for the conformal invariance, but it does not offer an explanation or a proof of the latter.

It seems that ours is the first paper, where actual *conformal invariance* of some observables for the Ising model at criticality (in domains with appropriate boundary conditions) is established. Our methods are different from those employed before, and allow us to obtain sharper versions of some of the known results. Moreover they allow the construction of conformally invariant observables in domains with complicated boundary conditions and on Riemann surfaces. Ultimately we will construct conformally invariant scaling limits of interfaces (random cluster boundaries) and identify them with Schramm's SLE curves and related loop ensembles. These extensions will be discussed in the sequels [15, 16]. Though one can argue whether the scaling limits of interfaces in the Ising model are of physical relevance, their identification opens possibility for computation of correlation functions and other objects of interest in physics.

We consider the Fortuin-Kasteleyn random cluster representation of the Ising model on the square lattice $\delta\mathbb{Z}^2$ at the critical temperature. This representation, briefly reviewed below, studies *random clusters*, which are clusters of the critical percolation performed on the Ising *spin clusters* at the critical temperature. The spin correlations can be easily related to connectivity properties in the new model. Every configuration can be described by a collection of interfaces (between random clusters and dual random clusters) which are disjoint loops that fill all the edges of the medial lattice.

As a conformally invariant observable we construct a “discrete holomorphic fermion”. In a simply connected domain Ω with two boundary points a and b we introduce Dobrushin boundary conditions, which enforce the existence (besides many loops) of an interface running from a to b , see Figure 1. We show that the expectation that this interface passes through a point z taken with fermionic weight (i.e. a passage in the same direction but with a 2π twist has a relative weight -1 ,

Date: July 28, 2007.

whereas a passage in the opposite direction with a counterclockwise π twist has a relative weight $-i$ – see Figure 3) is a discrete holomorphic function of z . Moreover, as the step of the lattice goes to zero, this expectation, when appropriately normalized, converge to a conformally covariant scaling limit, namely $\sqrt{\Phi'}$, where Φ is the conformal map of Ω to a horizontal strip.

The approach is set up for a random cluster model with a general value of the parameter $q \in [0, 4]$, and a parafermion observable of spin $\sigma = 1 - \frac{2}{\pi} \arccos(\sqrt{q}/2)$, conjecturally converging to $(\Phi')^\sigma$ in the general case. The Ising case corresponds to $q = 2$ and $\sigma = 1/2$. Besides a priori estimates (which are well-known in the Ising case), we make essential use of the Ising-specific properties in two places: to establish discrete analyticity of an observable, and to show that being a solution of the discrete Riemann boundary value problem, it converges to its continuum counterpart. For the latter we see possibilities for a proof in the general case, albeit more difficult. So it seems that the only essential obstacle to proving conformal invariance of *all* random cluster models lies in establishing discrete analyticity of the observable concerned. For the Ising case this is done by proving discrete analogues of Cauchy-Riemann relations, where partial results can be obtained for all random cluster models.

The two sequels [15, 16] are concerned with the construction (on the basis of one observable) of conformally invariant scaling limits of one interface and full collection of interfaces respectively. They are, more or less, applicable to all random cluster models for which conclusions of this first part, in particular Theorem 2.2, can be established. In the Ising case the law of one interface converges to that of the Schramm-Löwner Evolution with $\kappa = 16/3$.

These results were announced and the proofs were sketched in [14], where one can find some of the ideas leading to our approach. Another notable case when this approach (or rather a parallel one) works is the usual spin representation of the Ising model at critical temperature, leading to a similar observable (related to a conformal map to a halfplane), and to Schramm-Löwner Evolution with $\kappa = 3$. On a rectangular lattice, exactly the same notion of discrete analyticity arises. This will be discussed in a separate paper.

Similar observables were constructed before by Kenyon [5] and by the author [13, 12]. The work of Kenyon concerned dimers on the square lattice (domino tilings) and so by the Temperley bijection gave conformally invariant observables for the Uniform Spanning Tree (corresponding to the random cluster model with $q = 0$) and Loop Erased Random Walk. Kenyon's considerations are close in spirit to ours, in fact repeating his constructions for the Fisher lattice one is led to similar observables. Since SLE was not available at the moment, the identification of interfaces had to wait till the work [7] of Lawler, Schramm and Werner. Nevertheless Kenyon was able to rigorously determinate several exponents and dimensions, and some of his results go beyond the reach of SLE machinery. We constructed [13, 12] conformally invariant observables for the critical site percolation on the triangular lattice which also bear some similarity to ones in the current paper. Unfortunately that proof is restricted to the triangular lattice, so the question of conformal invariance remains open for the percolation on the square lattice (which corresponds to the random cluster model with $q = 1$).

The paper is organized as follows. In Section 2 we state our theorem. We start the proof by introducing a new notion of discrete analyticity in Section 3, and then show that it is satisfied by an Ising model observable, which we construct in Section 4. Finally in Section 5 we show that the discrete observable has a conformally covariant scaling limit. In the proof we use an a priori estimate for the Ising model, which follows from (a weak form) of known magnetization estimates; this is

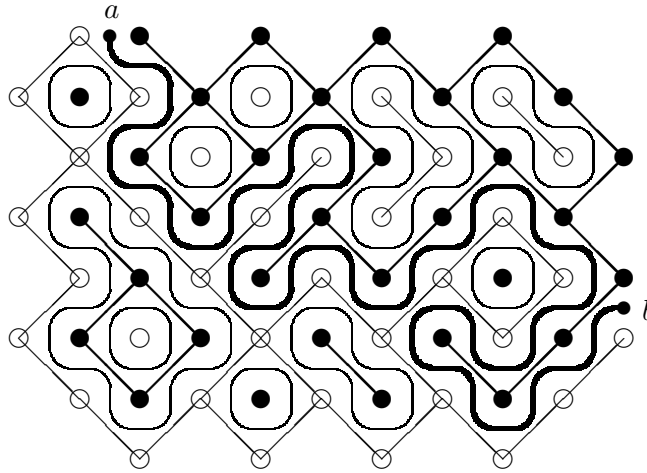


FIGURE 1. Loop representation of the random cluster Ising model. Weight of the configuration is proportional to $(\sqrt{q})^{\# \text{ loops}}$, with $q = 2$. The sites of the original Ising lattice are colored in black, while the sites of the dual lattice are colored in white. Loops separate clusters from dual clusters, which are also pictured, the former in bold. Under Dobrushin boundary conditions besides a number of loops there is an interface running from a to b , which is drawn in bold.

discussed in Appendix A. Some of the more technical results about discrete harmonic functions are reviewed in Appendix B.

Acknowledgments. The author gratefully acknowledges support of the Swiss National Science Foundation. Much of the work was completed while the author was a Royal Swedish Academy of Sciences Research Fellow supported by a grant from the Knut and Alice Wallenberg Foundation.

Existence of a discrete holomorphic function in the Ising spin model which has potential to imply convergence of interfaces to SLE (3) was first noticed by Rick Kenyon and the author in 2002 based on the dimer techniques applied to the Fisher lattice. However at the moment the Riemann Boundary Value Problem (similar to the one arising in this paper) seemed beyond reach.

When this manuscript was written, the author learned that John Cardy and Valentina Riva were preparing a preprint discussing the physics consequences of the fact that (the classical version) of discrete analyticity holds for the function (11) restricted to edges. However, their work [11] does not address the boundary conditions and the convergence to the scaling limit.

The author is indebted to Lennart Carleson for introducing him to this area, as well as for encouragement and advice. The author is grateful to Michael Aizenman, Ilia Binder, John Cardy, Lincoln Chayes, Geoffrey Grimmett, David Kazhdan, Nikolai Makarov and Andrei Okounkov for fruitful discussions of this manuscript.

2. STATEMENT OF RESULTS

We work with the Fortuin-Kasteleyn random cluster model with a particular emphasis on the critical Ising case, corresponding to parameter values $q = 2$ and $p = \sqrt{2}/(\sqrt{2} + 1)$. For a general introduction to the Ising and random cluster models consult the books [1, 3, 9].

The random cluster measure on a graph (a simply connected domain Ω on the square lattice in our case) is a probability measure on edge configurations (when each edge is declared either open or closed), such that the probability of a configuration is proportional to

$$p^{\# \text{ open edges}} (1 - p)^{\# \text{ closed edges}} q^{\# \text{ clusters}} ,$$

where clusters are maximal subgraphs connected by open edges. The two parameters are edge-weight $p \in [0, 1]$ and cluster-weight $q \in [0, \infty)$, with $q \in [0, 4]$ being of interest to us. For a square lattice (or in general any planar graph) to every configuration one can prescribe a random cluster configuration on the dual graph, such that every open edge is intersected by a dual closed edge and vice versa. See Figure 1 for two dual configurations with open edges pictured. It turns out that the probability of a dual configuration becomes proportional to

$$p_*^{\# \text{ dual open edges}} (1 - p_*)^{\# \text{ dual closed edges}} q^{\# \text{ dual clusters}} ,$$

with the dual to p value $p_* = p_*(p)$ satisfying $p_*/(1 - p_*) = q(1 - p)/p$. For $p = p_{sd} := \sqrt{q}/(\sqrt{q} + 1)$ the dual value coincides with the original one: one gets $p_{sd} = (p_{sd})_*$ and so the model is self-dual. It is conjectured that this is also the critical value of p , which was only proved for $q = 1$ (percolation), $q = 2$ (Ising) and $q > 25.72$. For these and other properties of the random cluster models consult Grimmett's monograph [3].

We will work with the loop representation, which is perhaps the easiest to visualize. The cluster configurations can be represented as (Hamiltonian) loop configurations on the medial lattice (a square lattice which has as vertices edge centers of the original lattice), with loops representing interfaces between cluster and dual clusters – see Figure 1. It is well-known that for $p = p_{sd}$ the probability of a configuration is proportional to

$$(\sqrt{q})^{\# \text{ loops}} ,$$

with $q = 2$ in the Ising case.

We introduce Dobrushin boundary conditions: wired on the counterclockwise arc ba (meaning that all edges along the arc are open) and dual-wired on the counterclockwise arc ab (meaning that all dual edges along the arc are open, or equivalently all primal edges orthogonal to the arc are closed) - see Figure 1. For the loop representation this reduces to introducing two vertices with odd number of edges: a source a and a sink b . Then besides a number of closed loop interfaces there is a unique interface running from a to b , which separates the cluster containing the arc ab from the dual cluster containing the arc ba . See Figures 1, 4 for typical configurations.

Note that Dobrushin boundary conditions are usually formulated for the spin Ising model and amount to setting plus and minus spin boundary conditions on two arcs correspondingly, thus creating an interfaces between two spin clusters. Since we need an interface between two random clusters, we formulated similar conditions in the random cluster setting. Our version of Dobrushin boundary conditions is equivalent to setting plus boundary conditions on one arc and free on the other in the spin setting.

The model makes sense for $q = 0$ as well, and is equivalent to the uniform spanning tree model. Indeed, setting $q = 0$ prohibits loops, so we consider configurations containing only an interface

from a to b , which are weighted uniformly since the number of open edges is always the same. Those configurations are easily seen to be equivalent to spanning trees on the original spin lattice, rooted on the arc ab . We are mostly interested in the Ising case of $q = 2$ and $p = p_{sd} = \sqrt{2}/(\sqrt{2} + 1)$. Though it is known that this value of p is critical, we won't use it in the proof. For other values of q our proof works to large extent, also for the self dual value $p = p_{sd}$, and in principle one can try to use this in establishing its criticality.

Define spin by $\sigma := 1 - \frac{2}{\pi} \arccos(\sqrt{q}/2)$. Note that for the Ising case $\sigma = \frac{1}{2}$. Let $F(z)$ be the expectation that the interface γ passes through a point z taken with a complex weight:

$$F(z) := \mathbb{E} (\chi_{z \in \gamma(\omega)} \cdot \exp(-i\sigma w(\gamma, b \rightarrow z))) .$$

Here w denotes the winding or (the total turn) of γ from b to z , measured in radians. For the Ising case an additional 2π turn of the curve before reaching z changes the weight by a factor of -1 , see Figure 3. The formula above gives F at the edge centers (of the medial lattice, where the loop representation is defined), and we extend it to all of Ω in a standard piecewise constant way. Exact definition can be found below.

We start by proving in Section 4 the following

Proposition 2.1. *For the Ising model in a given lattice domain the function $F(z)$ is discrete holomorphic and satisfies a discrete analogue of the Riemann Boundary Value Problem (with $\sigma = \frac{1}{2}$)*

$$(1) \quad \text{Im}(F(z) \text{ tangent}(z)^\sigma) = 0 .$$

The continuum problem is solved by $f = (\Phi')^\sigma$, where Φ is the conformal map of Ω to a horizontal strip, with a and b mapped to the ends. In our case normalization will produce a trip of width 2. After some technicalities in Section 5 we show that F converges to its continuum counterpart:

Theorem 2.2. *Suppose that as the lattice mesh δ_j goes to zero, the discrete domains Ω_j on the lattices $\delta_j \mathbb{Z}^2$ (with points a_j, b_j on the boundary) converge to the domain Ω (with points a, b on the boundary) in the Carathéodory sense. Then for the Ising model the corresponding functions $F_j = F(z, \Omega_j, a_j, b_j, \delta_j \mathbb{Z}^2)$ converge uniformly away from the boundary:*

$$(2) \quad \delta_j^{-\sigma} F_j \rightrightarrows f = (\Phi')^\sigma ,$$

where $\sigma = 1/2$.

Remark 2.3. *Carathéodory convergence is defined as convergence of normalized Riemann uniformization maps on compact subsets.*

Namely we fix a point $w \in \Omega$, and let ϕ (or ϕ_j) be conformal maps from the unit disk \mathbb{D} to Ω (or Ω_j) such that points $0, 1, \zeta$ (or $0, 1, \zeta_j$) are mapped to w, a, b (or w, a_j, b_j) or corresponding prime ends. We say that Ω_j converge to Ω if ϕ_j converge to ϕ inside \mathbb{D} and ζ_j tends to ζ .

It is easy to see that Hausdorff convergence of the boundaries implies Carathéodory convergence and that solution to the Riemann boundary value problem (1) for z inside Ω , being defined in the terms of Riemann maps, is uniformly continuous as a function of Ω in the topology of Carathéodory convergence.

A variation of our proof seems to work for $q = 0$ as well, and most of it can be worked out for other values of q , though sometimes in a different way. Hopefully the missing part of the discrete analyticity statement will be worked out someday:

Conjecture 2.4. *Proposition 2.1 (with an appropriate, possibly approximate, discrete analyticity) and Theorem 2.2 hold for all values of $q \in [0, 4]$.*

3. DISCRETE ANALYTICITY REVISITED

We will identify lines through the origin with unit vectors (complex numbers) belonging to them. For a line ℓ or equivalently a vector $\alpha \in \ell$ we denote by $\text{Proj}(F, \ell) = \text{Proj}(F, \alpha)$ the orthogonal projection of a complex number F on the line ℓ . Note that for a unit vector α

$$(3) \quad \text{Proj}(F, \alpha) = \alpha \text{Re}(\bar{\alpha}F) = (F + \alpha^2 \bar{F}) / 2 .$$

Consider the square lattice $\delta\mathbb{Z}^2$ (possibly rotated). By a lattice domain Ω we mean some collection of vertices joint by edges such that all vertices have even number of edges. In our application we will also allow half-edges (usually two, their middle ends will become the source a and the sink b).

By distance between two points (when speaking of moduli of continuity of functions, etc.) inside Ω we will mean the distance in the inner metric.

If for some vertex all four edges are present, we call it an *interior vertex*, while vertices with two edges we call *boundary vertices*. If for a square all four vertices are interior, we call it an *interior square*. To the lattice domain Ω we associate a planar domain $\tilde{\Omega}$ which is the union of all interior squares. We will assume that those domains are connected and simply connected.

Color the lattice squares in a chessboard fashion. We orient every edge e , turning it into a unit vector (or a complex number) \vec{e} with the orientation chosen so that the white square is on the left and the black one on the right. Then to the edge e prescribe a line $\ell(e)$ in the complex plane which passes through the origin and the square root of the complex conjugate of the vector \vec{e} , considered as a complex number (note that the choice of the square root is not important).

Without loss of generality we can assume that the lattice edges are parallel to the coordinate axis (otherwise all lines are rotated by a fixed angle). Then horizontal edges correspond to the lines with argument (defined up to π) 0 or $\pi/2$ (in the chessboard order), whereas vertical edges correspond to $\pi/4$ or $3\pi/4$. See Figure 2.

A given vertex v has 4 neighboring edges. If we go around v counterclockwise, the line corresponding to the neighbor with each step is rotated counterclockwise by $\pi/4$ (so the full turn corresponds to a rotation by π , which preserves the line but reverses directions).

Definition 3.1. *We say that a function F defined on vertices is preholomorphic or discrete analytic in a domain Ω if for every edge $e \in \Omega$ orthogonal projections of the values of F at its endpoints on the line $\ell(e)$ coincide. We will denote this common projection by $F(e)$.*

Remark 3.2. *In the complex plane holomorphic (i.e. having a complex derivative) and analytic (i.e. admitting a power series expansion) functions are the same, so the terms are often interchanged. Though the term discrete analytic is in wide use, in discrete setting there are no power expansions, so it would be more appropriate to speak of discrete holomorphic (or discrete regular) functions. We prefer the term preholomorphic, which was common at one point, but seems to have gone out of use.*

Remark 3.3. *The more commonly used discrete analyticity condition asks for the discrete version of the Cauchy-Riemann equations*

$$\partial_{i\alpha}F = i\partial_{\alpha}F$$

to be satisfied. Namely, for a lattice square with corner vertices NW, NE, SE, SW (starting from the upper left and going clockwise) one has

$$(4) \quad F(\text{NW}) - F(\text{SE}) = i(F(\text{NE}) - F(\text{SW})) .$$

It is easy to check that our property implies the more common one on vertices, but does not follow from it. Moreover, our property is equivalent to the more common property for the function restricted to horizontal edges.

Definition 3.4. We will say that a preholomorphic function F solves the Riemann Boundary Value Problem (1) in the domain Ω , if for every boundary vertex v with two edges, projections of $F(v)$ on the lines corresponding to these edges have the same modulus.

Remark 3.5. Indeed, since projections of $F(v)$ on lines corresponding to two edges coincide, $F(v)$ belongs to the bisector of those lines. Equivalently the value of F at every boundary vertex v is parallel to the reciprocal of the square root of the tangent vector $\tau(v)$ (or rather a discrete approximation – the vector orthogonal to the bisector of the angle between two edges from v). This is a discrete analogue of the Riemann Boundary Value Problem (1) and our main goal will be to show that solutions to the discrete problem in the limit solve the continuum one.

We will solve the problem (1) by “integrating” the square of F , which is not so easy since F^2 is no longer preholomorphic.

Lemma 3.6. Let F be preholomorphic in a domain Ω . Then up to a constant there is a unique function $H = H_F$ defined on the lattice squares in Ω or adjacent to Ω and such that for any two adjacent squares, say black B and white W separated by the edge e , one has

$$(5) \quad H(B) - H(W) = |F(e)|^2 .$$

In applications we will chose the constant so that H is zero on a square immediately below b . Note that H is defined on the dual lattice to $\delta\mathbb{Z}^2$, which is the usual case for discrete derivatives or primitives.

Remark 3.7. Values of the argument of F on edges are such that the function $2\delta H$ is a discrete analogue of the indefinite integral $\text{Im} \int F^2 dz$, which we will establish in Appendix C, equation (33): if u and v are centers of two squares with a common corner z , then

$$2 \delta (H(v) - H(u)) = \text{Im} (F(z)^2 (v - u)) .$$

Proof. It is sufficient to check that when one goes around an interior vertex, increments of H add up to zero. Suppose that the edge neighbors of the vertex v are E, S, W, N in clockwise order starting from the right. Then the sum of increments when we go around v is

$$(6) \quad \pm|F(E)|^2 \mp |F(N)|^2 \pm |F(W)|^2 \mp |F(S)|^2 ,$$

with signs depending on the choice of chessboard coloring. By construction $\ell(E) \perp \ell(W)$, $\ell(N) \perp \ell(S)$. Since $F(E), F(W), F(N), F(S)$ are orthogonal projections of $F(z)$ on the corresponding lines, by Pythagoras theorem

$$|F(v)|^2 = |F(E)|^2 + |F(W)|^2 = |F(N)|^2 + |F(S)|^2 .$$

Thus the sum of the increments is equal to

$$\pm(|F(E)|^2 + |F(W)|^2 - |F(N)|^2 - |F(S)|^2) = \pm(|F(v)|^2 - |F(v)|^2) = 0 ,$$

and indeed vanishes. □

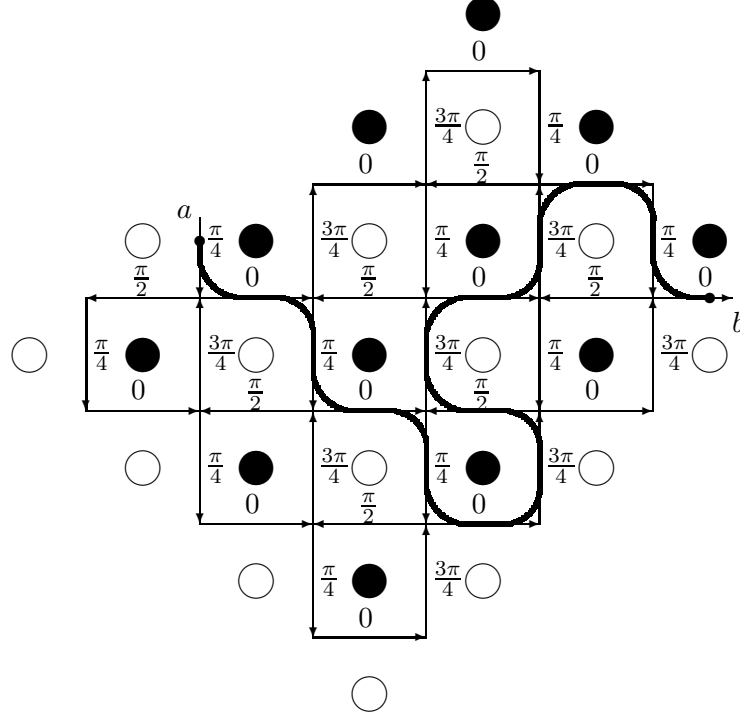


FIGURE 2. An example of a lattice domain Ω with boundary conditions creating an interface from a to b , which is drawn in bold. The lattice squares are colored in the chessboard fashion, with black corresponding to the sites of the original Ising lattice and white to the sites of its dual. Near the edges we write the arguments of the corresponding lines. Note that running from a to b the interface always follows the arrows and has black squares on the left.

Denote H restricted to black squares by H^b . We define the *discrete Laplacian* by

$$\Delta H^b(B) := \sum_j (H(B_j) - H(B)) ,$$

where the sum is taken over four black squares B_j – neighbors of the black square B , touching it at vertices. Similarly we define the Laplacian for the restriction H^w to white squares. We say that a function is *discrete (sub/super) harmonic* if its Laplacian vanishes (is non-negative/non-positive).

Lemma 3.8. *If F is preholomorphic, then for an interior white square W with corner vertices NW, NE, SE, SW (starting from the upper left and going clockwise) we have*

$$(7) \quad \Delta H^w(W) = -|F(NE) - F(SW)|^2 = -|F(NW) - F(SE)|^2 \leq 0 ,$$

so H^w is superharmonic. Similarly, for an interior black square B

$$(8) \quad \Delta H^b(B) = |F(NE) - F(SW)|^2 = |F(NW) - F(SE)|^2 \geq 0 ,$$

so H^b is subharmonic.

Remark 3.9. *It is clear that subharmonicity on black squares is equivalent to superharmonicity on white ones. Indeed, the definition of H is such that it is always increased when we pass from white squares to black. If we reverse the colors, we will arrive at the function $-H$ and subharmonicity will become superharmonicity.*

Proof. A computation leading to equation (7,8) is possible, since increment of H across some vertex, say NW , can be written in terms of the projections of $F(NW)$ on various lines, and so ultimately in terms of $F(NW)$. So we can express the Laplacian $\Delta H(B)$ in terms of the values of F at four neighboring vertices. But projections of $F(NW)$ on two lines corresponding to upper and left edges of the square coincide with those of $F(NE)$ and $F(SW)$ correspondingly. So we can express $F(NW)$ and similarly $F(SE)$ in terms of $F(NE)$ and $F(SW)$. The resulting formula for the Laplacian is quite simple.

The computation is rather lengthy, so we present it in the Appendix C. However there are several arguments why we should arrive at a simple result. Since we deal with squares of absolute values of projections, we arrive at some real quadratic form in $F(NE), \bar{F}(NE), F(SW), \bar{F}(SW)$. Symmetries of our setup imply that this form is invariant under the rotation by π which yields the exchange $F(NW) \leftrightarrow -F(SE)$, and under change of F by an additive constant (this follows e.g. from the equations (29,30,31,30)). Such a form is necessarily given by $\text{const} \cdot |F(NE) - F(SW)|^2$. Note that any value of the constant would do, leading to a sub- or super- or harmonic function. \square

By *boundary arcs* we mean parts of $\partial\Omega$ which are not separated by “distinguished” points (i.e. ends of half-edges). In our usual setup there are two boundary arcs, ab and ba (with points given counterclockwise). By values of H_F on the boundary we mean its values on the outside squares adjacent to Ω .

Lemma 3.10. *If a preholomorphic function F solves the problem (1), then H_F is constant on the boundary arcs.*

Proof. Go along a boundary arc over the squares adjacent to the domain. Let B and B' be the centers of two consecutive ones (say of black color), they touch at a vertex v , and are separated from Ω by the edges e and e' emanating from v . Then

$$H(B) - H(B') = |F(e)|^2 - |F(e')|^2 = 0 ,$$

So H is indeed constant along the arc. \square

4. DISCRETE HOLOMORPHIC SPIN STRUCTURE

We consider loop representation of the random cluster Ising model at critical temperature. The discrete domain Ω on the lattice $\delta\mathbb{Z}^2$ is as discussed above, with a “source” a and a “sink” b . Thus for every configuration ω besides loops there is a curve $\gamma = \gamma(\omega)$ joining a and b , which we will call the *interface*, see Figure 1. Rotate the lattice in such a way so that an only edge incoming into b from Ω points to the right.

We round the corners of the loops so that there are no sharp turns, see Figure 2. The loops can be connected at a vertex in two different ways, like near the vertex v in Figure 5, which are more clearly distinguished if we draw rounded loops. Note that the interface can pass through a vertex twice, utilizing two rounded corners – see the left part of Figure 5. Color the lattice squares in

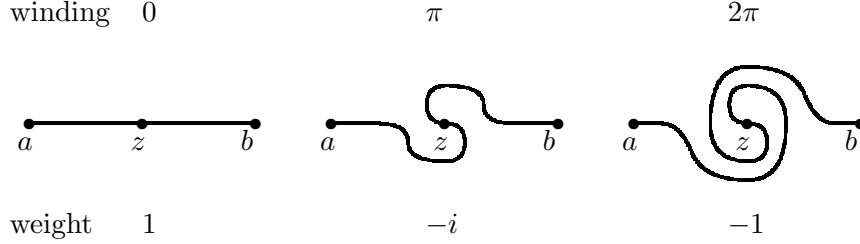


FIGURE 3. Values of the complex weight $W(\gamma, z)$ for different passages of the interface γ through z .

a chessboard way, so that standing at b and facing the domain Ω , we have a black square on the right and a white one on the left. The black squares correspond to the sites of the original Ising lattice, while the white squares correspond to the sites of the dual one. An interface going from a to b always has black squares on the left and white on the right, so it can arrive to a point z only from one direction (and not from the opposite one). Thus we can prescribe to every point a vector which is tangent to all interfaces passing through it from a to b . Since it has black square on the right, for points on the edge e it coincides with the vector \vec{e} discussed above.

Recall that to every point z (centers of edges and rounded corners are important) we prescribe a line $\ell(z)$ in the complex plane which passes through the origin and the square root of the corresponding vector (the choice of the square root is irrelevant). For edges this agrees with the scheme discussed above, see Figure 2.

A given vertex v has 8 neighboring corner or edge centers. If we go around v counterclockwise, the line corresponding to the neighbor with each step is rotated clockwise by $\pi/8$ (so the full turn corresponds to a rotation by π , which preserves the line but reverses directions).

For two points z, z' on an interface γ we will denote by $w(z \rightarrow z') = w(\gamma, z \rightarrow z')$ the winding (i.e. the total turn) of the curve γ as it goes from z to z' , measured in radians.

For an interface γ we define the *complex weight* W at point $z \in \gamma$ by

$$W(\gamma, z) := \exp\left(-\frac{i}{4}(w(\gamma, a \rightarrow z) + w(\gamma, b \rightarrow z) - w(\gamma, a \rightarrow b))\right).$$

Note that $w(\gamma, a \rightarrow z) - w(\gamma, b \rightarrow z) = w(\gamma, a \rightarrow b)$ and so

$$(9) \quad W(\gamma, z) = \exp\left(-\frac{i}{2}w(\gamma, b \rightarrow z)\right).$$

The values of the complex weight are illustrated in Figure 3

Lemma 4.1. *For a point z and any realization of the interface γ the complex weight $W(\gamma, z)$ belongs to the line $\ell(z)$.*

Proof. When the interface is traced starting from b the property is easily checked by induction. At the center of the first edge the complex weight is equal to 1, and so belongs to the line through 1. When the interface turns by $\pm\theta$, the winding $w(\gamma, b \rightarrow z)$ is increased by $\pm\theta$, whereas $w(\gamma, a \rightarrow z)$ is decreased by $\mp\theta$. So the complex weight changes by a factor of $\exp(-i/4 \cdot (-\mp\theta \pm \theta)) = \exp(\mp i\theta/2)$. On the other hand, the line $\ell(e)$ is also rotated by $\mp\theta/2$ since it passes through the complex conjugate of the square root of the corresponding tangent vector which is rotated by $\pm\theta$.

Here we use that the interface when traced from b always has black squares on the right and so goes in the opposite direction to the tangent vector. \square

We will work with points z which are either “centers of corner turns” (near every vertex there are 4 such points – see Figure 5) or centers of edges. For corner and edge points we can write

$$(10) \quad W(\gamma, z) := \lambda^{n(\gamma, a \rightarrow z) + n(\gamma, b \rightarrow z) - n(\gamma, a \rightarrow b)} = \lambda^{2n(\gamma, b \rightarrow z)}.$$

Here $n(z \rightarrow z') = n(\gamma, z \rightarrow z')$ is the number of $\pm\frac{\pi}{2}$ turns with sign the curve γ makes going from z to z' and $\lambda = \exp(-i\pi/8)$. Note that for corner points $w(a \rightarrow z)$ differs from $n(a \rightarrow z) \cdot \pi/2$ by $\pm\pi/4$ (the last half-turn before reaching z) but the difference enters $w(a \rightarrow z)$ and $w(b \rightarrow z)$ with opposite signs and so cancels out.

Remark 4.2. *As was mentioned before, the choice of weight is such that a relative weight of the interface with an additional 2π twist around z is -1 . Indeed, such a twist forces each of the two halves $a \rightarrow z$ and $b \rightarrow z$ to make four $\pi/2$ -turns, so the weight for one $\pi/2$ -turn is $\lambda = \exp(-i\pi/8)$, which satisfies $\lambda^8 = -1$.*

Remark 4.3. *Taking $\lambda = \exp(i\pi/8)$ instead, one arrives at discrete anti-analytic functions.*

Define a function F at all “centers of corner turns” (near every vertex there are 4 such points – see picture) by

$$F(c) := \mathbb{E}(\chi_{c \in \gamma(\omega)} \cdot W(\gamma(\omega), c)) \cdot 2 \cos \frac{\pi}{8}.$$

Similarly define F for all centers of edges by

$$F(e) := \mathbb{E}(\chi_{e \in \gamma(\omega)} \cdot W(\gamma(\omega), e)).$$

Different normalization arises because there are more corners than edges per vertex.

Remark 4.4. *The given definition of F for edge centers works well only for the square lattice at criticality (which is perhaps the most interesting case). As an alternative one can start with our definition for corner centers, and use the equation (13) to define F for edge centers. This approach gives the same function in our setting, but also generalizes to non-critical values of p and to other lattices.*

With corners rounded, the interface can go through a vertex v in 4 different ways, passing through one of the 4 neighboring corners c_j . For an interior vertex v we define F as

$$F(v) := \sum_j F(c_j)/2.$$

One can rephrase this as saying that

$$(11) \quad F(v) = \mathbb{E}(\chi_{v \in \gamma(\omega)} \cdot W(\gamma(\omega), v)) \cdot \cos \frac{\pi}{8},$$

where all passages of the interface through v (there might be up to two) are counted separately.

Lemma 4.5. *For an interior vertex v the values of F at its 8 neighbors are orthogonal projections of $F(v)$ on 8 corresponding lines.*

Remark 4.6. *A boundary vertex v has only two neighboring edges, say e and e' . We define $F(v)$ as a unique complex number which has orthogonal projections $F(e)$ and $F(e')$ on the corresponding lines $\ell(e)$ and $\ell(e')$. It follows that F is preholomorphic in Ω .*

Remark 4.7. *The proof uses that we have a square lattice at v , but the only global information needed is that the graph is planar. So if we define F on some planar graph which has square lattice pieces, it will be preholomorphic there. In a sequel we will discuss generalizations of preholomorphic functions to general planar graphs.*

Proof. When going around v clockwise the line is rotated by $\pi/8$ with each step, thus lines corresponding to antipodal neighbors are at angle of $4\pi/8 = \pi/2$, and so are orthogonal. Hence the values of F at two antipodes are orthogonal, and are orthogonal projections of their sum on the corresponding lines. So we will be proving in fact a stronger property, namely that

$$(12) \quad F(NW) + F(SE) = F(NE) + F(SW) = F(W) + F(E) = F(N) + F(S) = F(v) ,$$

where in each of the pairs two terms are orthogonal. Here starting from the right and going clockwise we denote 8 neighbors of v by $E, SE, S, SW, W, NW, N, NE$.

Recall that by definition

$$F(v) = (F(NE) + F(NW) + F(SW) + F(SE))/2 ,$$

so to establish the identity (12) and the Lemma it is sufficient to show that the sum of values of F at two antipodal neighbors is the same for 4 such pairs of antipodes.

Define an involution $\omega \mapsto \omega'$ on loop configurations, which results from the rearrangement of connections at the point v . For the random cluster formulation it corresponds to opening/closing the edge going through v . To prove the linear identity it is sufficient to show that each pair ω, ω' of configurations makes identical contributions to all 4 “antipodal” sums.

Consider some pair of configurations, say ω and ω' . If the curve $\gamma(\omega)$ does not pass through v , neither does $\gamma(\omega')$, and all contributions are zeroes.

Otherwise both curves pass through v . Trace either of the curves from a until it first arrives to the neighborhood of v . Since it has black squares on the left it can arrive from 2 possible directions, similarly when traced from b can arrive from 2 other directions.

There are 4 possible topological pictures for the arrivals, but they are all analogous, so we will work out one of them. Assume that the half starting from a arrives from the west, while the half starting from b arrives from the south (such picture is possible for a half of the vertices v , for others the curve traced from a would arrive from a vertical direction). In one of the curves, say $\gamma(\omega)$, the two traced halves are immediately joined (and there is also a cycle passing near v), whereas in the other, $\gamma(\omega')$, this cycle is included into the curve. See Figures 4 and 5. Then out of corner points $\gamma(\omega)$ contributes only to $F(SW)$, say a term X (weight of all cycles times the complex weight). On the other hand the curve $\gamma(\omega')$ out of the corner points contributes to $F(NW)$ and $F(SE)$ only. The contributions differ from X by a factor of $1/\sqrt{2}$, since the number of cycles decreased by one. Moreover, the phase changes, since compared to $\gamma(\omega)$ reaching SW the curve $\gamma(\omega')$ winds by additional $+\pi/2$ when reaching NW (coming from the half originating in b) and by additional $-\pi/2$ when reaching SE (coming from the half originating in a). Correspondingly the complex weights change by factors of λ^2 and $\bar{\lambda}^2$, see equation (10). So $\gamma(\omega')$ contributes to $F(NW) + F(SE)$ a term

$$X \cdot (\lambda^2 + \bar{\lambda}^2)/\sqrt{2} = X \cdot \left(e^{-i\frac{\pi}{8}2} + e^{i\frac{\pi}{8}2} \right) / \sqrt{2} = X \cdot 2 \cos\left(\frac{\pi}{4}\right) / \sqrt{2} = X .$$

So $\gamma(\omega)$ contributes X to the second sum in (12), while not contributing to the first, whereas $\gamma(\omega')$ contributes X to the first sum in (12), while not contributing to the second. We conclude that the

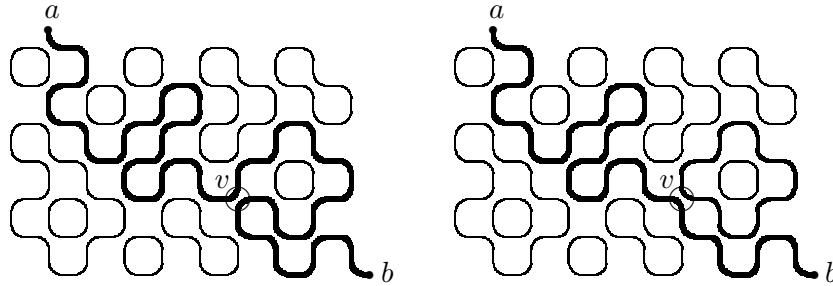


FIGURE 4. Rearrangement at a vertex v : we only change connections inside a small circle marking v . Either interface does not pass through v in both configurations, or it passes in ways similar to the pictured above. On the left the interface (in bold) passes through v twice, on the right (after the rearrangement) it passes once, but a new loop through v appears. The loops not passing through v remain the same, so the weights of configurations differ by a factor of $\sqrt{q} = \sqrt{2}$ because of the additional loop on the right. To get some linear relation on values of F , it is enough to check that any pair of such configurations makes equal contributions to two sides of the relation.

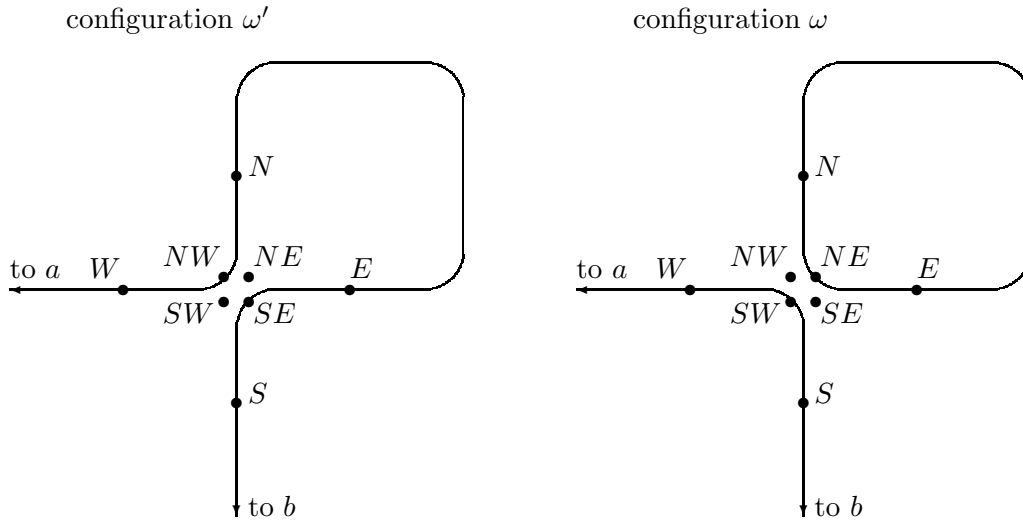


FIGURE 5. Schematic drawing, representing the change in the interface after the rearrangement at a vertex v . Going from a and b to v the interface might make some number of turns, which won't influence our reasoning, since it changes the weight of both configurations by the same factor. Note that since a and b are on the boundary, for topological reasons the interface can go from N to E only on one side of v .

first two sums coincide:

$$F(NW) + F(SE) = F(NE) + F(SW) .$$

The same (but messier) reasoning shows that the two remaining sums share the same value. Perhaps this is best summarized by the following table which shows contributions of two configurations to the values of F at various neighbors of v :

	NW	SE	NE	SW	N	S	W	E
ω	0	0	0	X	0	$\frac{X\lambda}{2\cos(\pi/8)}$	$\frac{X\lambda}{2\cos(\pi/8)}$	0
ω'	$\frac{X\lambda^2}{\sqrt{2}}$	$\frac{X\lambda^2}{\sqrt{2}}$	0	0	$\frac{X\lambda^3}{2\cos(\pi/8)\sqrt{2}}$	$\frac{X\lambda}{2\cos(\pi/8)\sqrt{2}}$	$\frac{X\lambda}{2\cos(\pi/8)\sqrt{2}}$	$\frac{X\lambda^3}{2\cos(\pi/8)\sqrt{2}}$

Using that $\lambda = \exp(-i\pi/8)$, an exercise in trigonometry one checks that numbers in 2×2 squares bordered by double lines always sum up to X . Thus taken together ω and ω' make identical contributions to all 4 antipodal sums in (12).

Alternatively we can finish the proof by deducing that values of F on the neighboring edges are also projections of $F(v)$. To that effect we write the value of F at the northern edge in terms of northwest and northeast corners. Consider some edge e emanating from v with the corresponding line $\ell(e)$ passing through a vector α . Let c and c' be the two adjacent corner points. The corresponding lines are rotations of $\ell(e)$ by $\pm\pi/8$, passing through vectors $\lambda\alpha$ and $\bar{\lambda}\alpha$ correspondingly.

Note that the interface passes through e if and only if it passes through exactly one of the points c and c' . Taking into account the difference in complex weight and normalization, and using the formula (3) for projections, we write

$$\begin{aligned}
(13) \quad F(e) &= (\bar{\lambda}F(c) + \lambda F(c')) / (2\cos(\pi/8)) \\
&= (\bar{\lambda}\text{Proj}(F(v), \lambda\alpha) + \lambda\text{Proj}(F(v), \bar{\lambda}\alpha)) / (2\cos(\pi/8)) \\
&= (\bar{\lambda}(F(v) + (\lambda\alpha)^2\bar{F}(v)) + \lambda(F(v) + (\bar{\lambda}\alpha)^2\bar{F}(v))) / (4\cos(\pi/8)) \\
&= (\bar{\lambda}F(v) + \lambda\alpha^2\bar{F}(v) + \lambda F(v) + \bar{\lambda}\alpha^2\bar{F}(v)) / (4\cos(\pi/8)) \\
&= (F(v) + \alpha^2\bar{F}(v)) (\bar{\lambda} + \lambda) / (2(\bar{\lambda} + \lambda)) = \text{Proj}(F(v), \alpha) ,
\end{aligned}$$

thus finishing the proof. \square

Lemma 4.8. *For every positive r there is a function $\delta_r(x) : \mathbb{R}_+ \rightarrow \mathbb{R}_+$ such that $\lim_{x \rightarrow 0} \delta_r(x) = 0$ and if two neighboring squares B and W are r away from at least one of the boundary arcs ab or ba , then*

$$|H(B) - H(W)| \leq \delta_r(\delta) .$$

Remark 4.9. *Here δ is the lattice step. Note that the only way the shape of Ω enters into the estimate is via r . The Lemma essentially means that the restrictions of the function H to black and white squares are uniformly close to each other when we are away from a and b .*

Remark 4.10. *The Lemma is derived from the fact that $F \rightarrow 0$ away from a and b as $\delta \rightarrow 0$. Since preholomorphic F is uniquely determined by its boundary conditions, there should be an Ising-independent proof, using only discrete analyticity and boundary conditions. Unfortunately, we were not able to find a simple one.*

Proof. If an edge e separates the squares B and W , by definition

$$(14) \quad |H(B) - H(W)| = |F(e)|^2 \leq \mathbb{P}(e \in \gamma)^2,$$

so we can take as our function δ the square of the similar function in Lemma A.1. \square

Lemma 4.11. *The function F satisfies the Riemann Boundary Value Problem (1). Moreover $H = 0$ on the (counterclockwise) boundary arc ab and $H = 1$ on the (counterclockwise) boundary arc ba .*

Proof. Let v be a boundary vertex with incoming edges e and e' . Then all possible interfaces γ arrive at e from a (or from b) with the same winding, so $W(\gamma(\omega), e)$ is independent of ω . Therefore

$$|F(e)| = |\mathbb{E}(\chi_{e \in \gamma(\omega)} \cdot W(\gamma(\omega), e))| = |W(\gamma(\omega), e) \mathbb{E}(\chi_{e \in \gamma(\omega)})| = \mathbb{P}(e \in \gamma(\omega)).$$

Similarly $|F(e')| = \mathbb{P}(e' \in \gamma(\omega))$. But since there are only two edges out of v , an interface passes through e if and only if it passes through e' , so

$$|F(e)| = \mathbb{P}(e \in \gamma(\omega)) = \mathbb{P}(e' \in \gamma(\omega)) = |F(e')|,$$

and F satisfies the Riemann Boundary Value Problem (1), proving the first statement of the Lemma.

By Lemma 3.10 it follows that the function H is constant on the boundary arcs. Let u and v be the centers of squares immediately below and above b . Recall that we chose H (which is determined up to an additive constant) so that $H(u) = 0$. Thus $H = 0$ on the (counterclockwise) boundary arc ab . Every interface passes through b , and furthermore has the same complex weight at b . So

$$H(v) = H(u) + |F(b)|^2 = 0 + |\mathbb{E}(\chi_{b \in \gamma} \cdot W(\gamma, b))|^2 = |W(\gamma, b) \mathbb{E}(\chi_{b \in \gamma})|^2 = \mathbb{P}(b \in \gamma(\omega))^2 = 1.$$

Therefore $H = 1$ on the (counterclockwise) boundary arc ba . \square

When establishing the SLE connection in the sequel [15], we will need the “martingale property” of F with respect to the interface. Consider the interface γ as a random curve drawn from a to b with some parameterization. Let $t < s$ be two stopping times (actually we do not need a full parameterization at this point). For the time t (and similarly for s) we denote by $\gamma(t)$ the corresponding curve point, and by $\gamma[0, t]$ the part of the curve from $\gamma(0) := a$ to $\gamma(t)$. When speaking of domain $\Omega \setminus \gamma[0, t]$, we will actually mean its component of connectivity containing b .

Then the following holds

Lemma 4.12. *Let z be a lattice vertex such that for every realization of the interface $z \in \Omega \setminus \gamma[0, s]$. Then for every realization of $\gamma[0, t]$*

$$F(z, \Omega \setminus \gamma[0, t], \gamma(t), b) = \mathbb{E}_{\gamma[t, s]}(F(z, \Omega \setminus \gamma[0, s], \gamma(s), b) | \gamma[0, t]).$$

The conditional expectation above is taken over all possible continuations $\gamma[t, s]$ of the interface until the time s assuming the part $\gamma[0, t]$ is given.

Proof. With a fixed $\gamma[0, t]$ consider the remaining part γ' of the curve γ in the domain $\Omega \setminus \gamma[0, t]$. Plugging into the definition (11) of F in this domain the formula (9) for the complex weight we obtain

$$F(z, \Omega \setminus \gamma[0, t], \gamma(t), b) = \mathbb{E}(X),$$

where the random variable X is given by

$$X := \chi_{z \in \gamma'} \cdot \exp\left(-\frac{i}{2} w(\gamma', b \rightarrow z)\right) \cdot \cos \frac{\pi}{8}.$$

Now the desired formula is the law of total expectation applied to X and the curve $\gamma[t, s]$:

$$\mathbb{E}(X) = \mathbb{E}_{\gamma[t, s]}(\mathbb{E}(X|\gamma[t, s])).$$

□

5. PASSING TO A LIMIT

In this Section we prove the Theorem 2.2. To derive convergence we will use only discrete analyticity and boundary values of F , and appeal directly to the Ising connection only in quoting Lemma 4.8. As discussed in Remark 4.10, the latter should have an Ising-independent proof. So essentially the Theorem 2.2 can be restated as a Theorem about preholomorphic functions solving the Riemann boundary value problem (1).

We work with a sequence of lattice domains, which approximate a given domain Ω . Consider a sequence of lattice domains Ω_j with distinguished points a_j, b_j and with lattice steps δ_j . Let $F_j = F(z, \Omega_j, a_j, b_j, \delta_j \mathbb{Z}^2)$ be the expectation as defined above and denote $H_j := H_{F_j}$.

Assume that $\delta_j \rightarrow 0$ and $\tilde{\Omega}_j, a_j, b_j \xrightarrow{\text{Cara}} \Omega, a, b$ as $j \rightarrow \infty$. We use Carathéodory convergence of domains, which is the convergence of normalized Riemann uniformization maps on compact subsets.

Recall that Φ is a mapping of Ω to a horizontal strip $\mathbb{R} \times [0, 2]$, such that a and b are mapped to $\mp\infty$. Note that since Φ is uniquely defined up to a real additive constant, its derivative, and hence the right hand side in (2) are uniquely determined. Recall Remark 2.3 that solution to the continuum Riemann boundary value problem (1), the function $\sqrt{\Phi'}$, is Carathéodory-stable.

Remark 5.1. *The convergence (2) in the Theorem 2.2 holds on the boundary of Ω wherever it is a horizontal or vertical segment. Since complex weight on the boundary is independent of configuration, we conclude that for such $z \in \partial\Omega$*

$$\frac{1}{\sqrt{\delta_j}} \mathbb{P}(z \in \gamma) \rightrightarrows f(z) := \sqrt{\Phi'(z)},$$

from which one deduces that random cluster intersects the (smooth) boundary on a set of dimension $1/2$ and that for the spin Ising model at criticality magnetization on the boundary is proportional to $\sqrt{\delta}$ (with a specific factor).

We start by establishing convergence of H 's:

Lemma 5.2. *Away from a and b there is a uniform convergence:*

$$(15) \quad H_{F_j} \rightrightarrows h := \text{Im}\Phi.$$

Proof. Remove the union V of some neighborhoods of a and b , then there is a positive r such that remaining parts of the boundary arcs ab and ba are at least $4r$ -apart. Then all points in $\Omega \setminus V$ are at least $2r$ away from at least one of the arcs ab and ba . We conclude that because of the Carathéodory convergence, for sufficiently large j all points in $\Omega_j \setminus V$ are at least r away from at least one of the (discrete) arcs ab and ba .

Hence by Lemma 4.8 we have uniform convergence

$$(16) \quad \sup |H(B_j) - H(W_j)| =: \delta_j \xrightarrow{j \rightarrow \infty} 0 ,$$

for neighboring squares $B_j, W_j \in \Omega_j \setminus V$.

Considering H_j restricted to black and white squares we obtain functions H_j^b and H_j^w (superharmonic and subharmonic correspondingly by Lemma 3.8). If we extend H_j^b from black (H_j^w from white) lattice vertices to whole of Ω in any reasonable way (e.g. making constant on lattice squares), then (16) can be rewritten as convergence in the uniform norm on $\Omega \setminus V$:

$$(17) \quad \left\| H_j^b - H_j^w \right\|_{\Omega \setminus V, \infty} =: \delta_j \xrightarrow{j \rightarrow \infty} 0 .$$

Let \tilde{H}_j^b be a discrete harmonic function on black squares with boundary values given by h , define \tilde{H}_j^w similarly. Then

$$(18) \quad H_j^b + 2\delta_j > \tilde{H}_j^b + \delta_j > \tilde{H}_j^w - \delta_j > H_j^w - 2\delta_j$$

on the boundary, and hence inside domain Ω since the four functions involved are superharmonic, harmonic, harmonic and subharmonic correspondingly. Together with (17) this means that

$$\left\| H_j^b - \tilde{H}_j^b \right\|_{\Omega \setminus V, \infty} < 5\delta_j ,$$

and since \tilde{H}_j 's converge to h by the Lemma B.3, so do H_j 's. \square

If H_j 's are harmonic, the Theorem immediately follows. Indeed, derivatives of H_j admit an integral representation (in terms of H_j itself), so uniform convergence of H_j implies uniform convergence inside Ω of ∇H_j and hence its square root, i.e. F_j . For a general approximately harmonic H_j this doesn't work, but in our case we can use that appropriate restriction of H_j is subharmonic and that F_j is exactly preholomorphic.

First we will need the following compactness estimate:

Lemma 5.3. *Let U be a subdomain compactly contained in Ω , and denote by U_j its discretizations with mesh δ_j . Then*

$$\delta_j \sum_{U_j} |F_j|^2$$

is uniformly bounded.

Remark 5.4. *Note that the expression above is essentially L^2 norm of $F_j/\sqrt{\delta_j}$.*

Proof. Note that when we jump diagonally over a vertex z , the function H_j changes by $\operatorname{Re} F_j^2$ or $\operatorname{Im} F_j^2$ depending on the direction. It follows that it is enough to prove uniform boundedness of

$$\delta_j \sum_{U_j} |\nabla H_j|$$

where ∇ denotes discrete difference gradient of H_j restricted to black or white vertices.

From now on, we will work with H_j on the ‘‘black’’ sublattice, having centers of black squares as vertices. In particular, Δ will denote the corresponding Laplacian. Recall that restriction of H_j to this lattice is subharmonic, i.e. $\Delta H_j \geq 0$.

Fix a square Q of side length l such that a nine times bigger square $9Q$ is contained in Ω . We will denote by the same letter the lattice approximation $Q = Q_j$ of Q , whose side will have $L = L_j := l/\delta_j$ edges. It is enough to find for every such Q a uniform in j bound on

$$(19) \quad \delta_j \sum_{Q_j} |\nabla H_j|.$$

Recall that on $9Q$ one has uniform convergence $H_j \rightrightarrows H$. Denote by H_j^* the discrete harmonic function on $9Q_j$ having the same boundary values as H_j . Then $H_j^* \rightrightarrows H$ on $\partial 9Q$, and by the Lemma B.1 $\frac{1}{\delta_j} \nabla H_j^* \rightrightarrows \nabla H$ on Q . Summing over Q we infer that

$$\delta_j \sum_{Q_j} |\nabla H_j^*|$$

converges to the area integral of $|\nabla H|$ and in particular is bounded. Thus to bound (19) it is enough to bound

$$\delta_j \sum_{Q_j} |\nabla (H_j - H_j^*)|.$$

Since H_j and H_j^* have the same limit, their difference converges uniformly to zero:

$$(20) \quad \sup_{9Q} |H_j^* - H_j| = o_j \rightarrow 0 \text{ when } j \rightarrow \infty.$$

Denote by $G_j(x, y) = G_{9Q_j}(x, y)$ the discrete Green's function for the square $9Q_j$, with $\Delta_x G(x, y) = \Delta_y G(x, y) = \delta_{x-y}$ and vanishing on the boundary of $9Q \times 9Q$. Note that it is negative inside $9Q$.

Using discrete analogue of the Riesz representation formula we can write a subharmonic function $H_j - H_j^*$ as a convolution of its Laplacian (which coincides with that of H_j) with the Green's function:

$$(21) \quad H_j(x) - H_j^*(x) = \sum_{y \in 9Q} \Delta H_j(y) G(x, y).$$

Taking difference gradient, we arrive at

$$(22) \quad \nabla (H_j(x) - H_j^*(x)) = \sum_{y \in 9Q} \Delta H_j(y) \nabla_x G(x, y).$$

Using the Lemma B.4 we write:

$$\begin{aligned} \sum_{x \in Q} |\nabla (H_j(x) - H_j^*(x))| &= \sum_{x \in Q} \left| \sum_{y \in 9Q} \Delta H_j(y) \nabla_x G(x, y) \right| \leq \sum_{y \in 9Q} \Delta H_j(y) \sum_{x \in Q} |\nabla_x G(x, y)| \\ &\leq \frac{\text{const}}{L} \sum_{y \in 9Q} \Delta H_j(y) \sum_{x \in Q} |G(x, y)| = \frac{\text{const}}{L} \sum_{x \in Q} \sum_{y \in 9Q} \Delta H_j(y) G(x, y) \\ &= \frac{\text{const}}{L} \sum_{x \in Q} |H_j(x) - H_j^*(x)| < \text{const } L o_j = \frac{\text{const } l o_j}{\delta_j}, \end{aligned}$$

proving the Lemma. □

Lemma 5.3 implies (by Theorem V.12.a in [8] applied to the primitives of F_j 's) that the sequence $\{F_j/\sqrt{\delta_j}\}$ is precompact in the uniform topology on any compact subset of Ω . To show its convergence to f it is sufficient to establish convergence to f of a uniformly converging (say to g) subsequence. Uniform convergence implies convergence of the (discrete) integral of F_j^2/δ_j to that of g^2 . The imaginary part of the former is given by $H_j + \text{const}$, which also converges to $\text{Im}\Phi$, so we conclude that the two limits are equal:

$$\text{Im}\Phi = \lim_j H_j = \text{Im} \int g^2 + \text{const}.$$

Since the function involved are analytic, equality of imaginary parts implies that they are equal up to a constant. Differentiating and taking the square root, we conclude that $g = \sqrt{\Phi'}$, thus proving the Theorem 2.2.

APPENDIX A. A PRIORI ESTIMATES

We use an estimate on the modulus of continuity of our function F , which essentially states that the interface cannot be space filling. It reduces to rather weak (compared to what is known) magnetization estimates, which ultimately can be retrieved from the (old) literature. However it seems that “modern” proofs are elusive and would be worthwhile. It is also possible to build everything on the basis of discrete analyticity, without appealing to properties of the Ising model. But for now we present a sketch of the proof using classical results and assuming unlike in the rest of the paper knowledge of the basic properties and techniques of the Ising model.

Lemma A.1. *For every positive r there is a function $\delta_r(x) : \mathbb{R}_+ \rightarrow \mathbb{R}_+$ such that $\lim_{x \rightarrow 0} \delta_r(x) = 0$ and if an edge e is r away from at least one of the boundary arcs ab or ba , then*

$$\mathbb{P}(e \in \gamma) \leq \delta_r(\delta).$$

Proof. Denote by B and W the centers of two neighboring squares (black and white), separated by an edge e . If an edge e belongs to the interface, then B is connected by a cluster to the arc ba and W – by a dual cluster to the arc ab (since the interface separates the two). Assume that the edge e is at least r away from the boundary arcs ba , the case when it is away from ab is treated similarly with clusters replaced by dual clusters (which leads to the same result since the model is self-dual). Denote by Q the square with side length $r/2$ centered around e , by our assumption it does not intersect the boundary arc ba . Then by monotonicity we can write

$$\begin{aligned} & \mathbb{P}(e \in \gamma) = \\ & = \mathbb{P}(B \text{ connected by a cluster to the arc } ba \text{ and } W \text{ connected by a dual cluster to the arc } ab) \\ & \leq \mathbb{P}(B \text{ connected by a cluster to the arc } ba) \\ & \leq \mathbb{P}(B \text{ connected by a cluster to } \partial Q \text{ inside } \Omega \text{ with } ba \text{ wired and } ab \text{ dual – wired}) \\ & \leq \mathbb{P}(B \text{ connected by a cluster to } \partial Q \text{ inside } \Omega \text{ with } ba \cup ab \setminus Q \text{ wired and } ab \cap Q \text{ dual – wired}) \\ & = \mathbb{P}(B \text{ connected by a cluster to } \partial Q \text{ inside } \Omega \text{ with } \partial\Omega \setminus Q \text{ wired and } \partial\Omega \cap Q \text{ dual – wired}) \\ & \leq \mathbb{P}(B \text{ connected by a cluster to } \partial Q \text{ inside } \Omega \text{ with } \Omega \cap \partial Q \text{ wired and } \partial\Omega \cap Q \text{ dual – wired}) \\ & \leq \mathbb{P}(B \text{ connected by a cluster to } \partial Q \text{ inside } Q \text{ with } \partial Q \text{ wired}) \\ & = \text{magnetization at } B \text{ in the Ising spin model in } Q \text{ with “+” boundary conditions on } \partial Q. \end{aligned}$$

The right hand side, the magnetization at criticality, was computed by Kaufman–Onsager and Yang [4, 18], and for a fixed r it tends to zero with the mesh δ tending to zero, proving the Lemma.

Note that magnetization was computed to tend to zero like $\delta^{1/8}$, but we do not need this stronger statement. On the other hand, after convergence to SLE is established, one can obtain even better asymptotics for the magnetization, deriving a conformally covariant constant in front of $\delta^{1/8}$. \square

APPENDIX B. ESTIMATES OF DISCRETE HARMONIC FUNCTIONS

In this Section we collect the needed facts about discrete harmonic functions. Let $\delta_j\mathbb{Z}^2$ be a sequence of lattices with mesh δ_j tending to zero. For a domain U we denote by U_j the corresponding lattice domain in $\delta_j\mathbb{Z}^2$. As usual, functions on a lattice domain are thought of as defined in the whole domain, say by piecewise constant or linear continuation.

A classical fact says that solution of the discrete Dirichlet problem converges uniformly away from the boundary to the solution of the continuum one. The following Lemma can be found in the seminal paper [2] by Courant, Friedrichs and Lewy. It can also be deduced from the random walk interpretation of harmonic functions (which is also discussed in [2]).

Lemma B.1. *Let Ω_j be a sequence of lattice approximations to a smooth domain Ω with the mesh δ_j tending to zero. Let $\{h_j\}$ be a sequence of discrete harmonic functions on lattice domains Ω_j and h be a harmonic function on Ω with continuous boundary values. If h_j converge uniformly to h on $\partial\Omega$, then inside Ω away from the boundary h_j and its partial discrete derivatives (i.e. normalized differences) are equicontinuous and converge uniformly to their continuum counterparts, i.e. h and its partial derivatives.*

In our case the lattice domains approximate Ω in the Carathéodory (rather than in the Hausdorff) sense, furthermore the boundary values are discontinuous. We will deduce a suitable result using the following well-known estimate:

Lemma B.2. *There exist an increasing positive function ϵ on \mathbb{R}_+ with $\lim_{x \rightarrow 0^+} \epsilon(x) = 0$, such that the following holds. Let H be a non-negative bounded discrete harmonic function in a simply-connected domain Ω with boundary values equal to zero on $\Omega \cap B(z, r)$ and at most one elsewhere. If $\text{dist}(z, \partial\Omega) < \delta$, then $H(z) < \epsilon(\delta/r)$.*

This is a weaker version of discrete Beurling’s estimate $\epsilon(\delta/r) = \text{const}\sqrt{\delta/r}$. It can be reformulated in terms of the hitting probabilities for the simple random walk and is found in Kesten’s [6].

Now we can prove the needed version of the convergence Lemma:

Lemma B.3. *Suppose that as the lattice mesh δ_j goes to zero, the discrete domains Ω_j (with points a_j, b_j on the boundary) converge to the domain Ω (with points a, b on the boundary) in the Carathéodory sense. Let h_j be a discrete harmonic function on Ω_j with boundary values on the arc $a_j b_j$ and 1 on the arc $b_j a_j$. Then inside Ω discrete functions h_j converge uniformly to their continuum counterpart h , which is harmonic in Ω with boundary values 0 on the arc ab and 1 on the arc ba .*

Proof. Being harmonic with bounded boundary values functions h_j for large j are equicontinuous inside Ω by [2] or [17] – see inequality(23) below. Thus it is enough to show that any subsequential limit, say h' , coincides with h .

Fix small $R > 0$ such that two balls $B(a, R)$ and $B(b, R)$ are disjoint, and denote their union by W . Let $r < 2R$ be the distance between the arcs $ab \setminus W$ and $ba \setminus W$. Take $\delta < r/2$ and let Ω^δ be a subdomain of Ω with smooth boundary which is $\delta/2$ -close to the boundary of Ω . Let a^δ and b^δ be two points on $\partial\Omega^\delta$ which are $\delta/2$ close to a and b correspondingly. Carathéodory convergence implies that for large enough j subdomain Ω^δ is contained in Ω_j and its boundary $\partial\Omega^\delta$ is contained in the δ -neighborhood of the boundary of Ω_j . (The opposite inclusion might fail if Ω_j contains long fjords of fixed diameter, which however disappear in the Carathéodory limit if their width tends to zero).

Denote by $a^\delta b^\delta$ and $b^\delta a^\delta$ the counterclockwise boundary arcs of $\partial\Omega^\delta$. By the Lemma B.2 for sufficiently large j the function h_j is at most $\epsilon(\delta/r)$ on $a^\delta b^\delta \setminus W$, on the other hand having non-negative boundary values it is non-negative there:

$$0 \leq h_j \leq \epsilon(\delta/r) \text{ on } a^\delta b^\delta \setminus W,$$

and similarly

$$1 - \epsilon(\delta/r) \leq h_j \leq 1 \text{ on } b^\delta a^\delta \setminus W.$$

Being a subsequential limit, h' also satisfies these inequalities. Sending δ to zero, we deduce that h' has boundary values 0 on $ab \setminus W$ and 1 on $ba \setminus W$.

When R goes to zero, so does $r < 2R$, and we see that h' has boundary values 0 on ab and 1 on ba , and being bounded coincides with h . \square

Let Q be a square with side δL on the lattice $\delta\mathbb{Z}^2$ and denote by $9Q$ a nine times bigger square. We will need the following continuity estimate from Verblunsky's [17]: if a function h is discrete harmonic in a square $2Q$, then on the square Q

$$(23) \quad \sup_Q |\nabla h| \leq \frac{\text{const}}{L} \sup_{\partial 9Q} |h|.$$

Let $G(x, y) = G_{9Q}(x, y)$ denote the discrete Green's function for the square $9Q$, with $\Delta_x G(x, y) = \Delta_y G(x, y) = \delta_{x-y}$ and vanishing on the boundary of $9Q \times 9Q$. By $G_{\mathbb{C}}$ we denote the discrete Green's function in the whole plane, normalized so that $G_{\mathbb{C}}(y, y) = 0$. By the equation (9.6) in the paper [10] of McCrea and Whipple, it satisfies

$$(24) \quad G_{\mathbb{C}}(x, y) = \frac{1}{\pi} \log \frac{|x-y|}{\delta} + C + o\left(\frac{\delta}{|x-y|}\right), \quad \frac{x-y}{\delta} \rightarrow \infty,$$

for a specific constant C (which can be written in terms of the Euler constant).

We will need the following integral estimate of the gradient of G in terms of G itself:

Lemma B.4. *There is a constant const independent of L such that for every $y \in 9Q$ one has*

$$(25) \quad \sum_{x \in Q} |\nabla G(x, y)| < \frac{\text{const}}{L} \sum_{x \in Q} |G(x, y)|.$$

Proof. By adjusting the constant we can assume that L is large enough.

Suppose first that $y \in 2Q$. Denote by $G_{\mathbb{C}}^*(\cdot, y)$ the discrete harmonic function on $9Q$ having the same boundary values as $G_{\mathbb{C}}(\cdot, y)$. We note that

$$G(\cdot, y) = G_{\mathbb{C}}(\cdot, y) - G_{\mathbb{C}}^*(\cdot, y).$$

By (24) on $\partial 9Q$ we have

$$G_{\mathbb{C}}^*(\cdot, y) = G_{\mathbb{C}}(\cdot, y) > \frac{1}{\pi} \log \left(\frac{9-2}{2} L \right) + C + o \left(\frac{1}{L} \right),$$

and so by the maximum principle the same estimate holds for $G_{\mathbb{C}}^*(\cdot, y)$ inside $9Q$. On the other hand, (24) implies that for $x \in Q$

$$G_{\mathbb{C}}(x, y) < \frac{1}{\pi} \log \left(2\sqrt{2}L \right) + C + o \left(\frac{\delta}{|x-y|} \right).$$

Combining those inequalities we infer that for $x \in Q$

$$G(x, y) < \frac{1}{\pi} \log \left(2\sqrt{2}L \right) - \frac{1}{\pi} \log \left(3\frac{1}{2}L \right) + o \left(\frac{\delta}{|x-y|} \right) = -\frac{1}{\pi} \log \frac{3}{2\sqrt{2}} + o \left(\frac{\delta}{|x-y|} \right),$$

and summing over Q (recall that G is negative) we arrive at

$$(26) \quad \sum_{x \in Q} |G(x, y)| \geq \text{const} L^2.$$

It follows from (24) that $G_{\mathbb{C}}^*(\cdot, y)$ is equal on $\partial 9Q$ to a constant function $\frac{1}{\pi} \log L + C$ up to an error term of $\frac{1}{\pi} \log \left(5\frac{1}{2}\sqrt{2} \right) + o \left(\frac{1}{L} \right)$. Therefore by (23) one has

$$(27) \quad \sum_{x \in Q} |\nabla G_{\mathbb{C}}^*(x, y)| \leq \sum \frac{1}{L} \frac{1}{\pi} \log \left(5\frac{1}{2}\sqrt{2} \right) + o(L) = \text{const} L.$$

Let ℓ be a lattice line through y , and ℓ' an orthogonal line intersecting ℓ at x and ∂Q at x' and x'' . By symmetry the whole plane Green's function $G_{\mathbb{C}}(\cdot, y)$ is monotone on the intervals $[x', x]$ and $[x, x'']$. So using (24) we estimate the sum of absolute values of differences of G along this line by

$$G_{\mathbb{C}}(x', y) + G_{\mathbb{C}}(x'', y) - 2G_{\mathbb{C}}(x, y) \leq 2 \log L - 2 \log \frac{|x-y|}{\delta} + \text{const}.$$

Summing this up for all lattice lines ℓ' in both directions, we arrive at

$$(28) \quad \sum_{x \in Q} |\nabla G_{\mathbb{C}}(x, y)| \leq 8 \sum_{j=1}^L (\log L - \log j + \text{const}) \leq \text{const} L.$$

Combining (26), (27) and (28) we prove the Lemma in the case $y \in 2Q$:

$$\sum |\nabla G| \leq \sum |\nabla G_{\mathbb{C}}^*| + \sum |\nabla G_{\mathbb{C}}| \leq \text{const} L \leq \frac{\text{const}}{L} \sum |G|.$$

It remains to deal with the case $y \in 9Q \setminus 2Q$. In this case $G(\cdot, y)$ is discrete harmonic and negative in $2Q$, so its values on Q are comparable by Harnack's principle to its value at the center, say A . Using (23) again, we write

$$\sum |\nabla G| \lesssim \sum \frac{A}{L} \asymp \frac{1}{L} \sum |G|,$$

thus proving the Lemma. \square

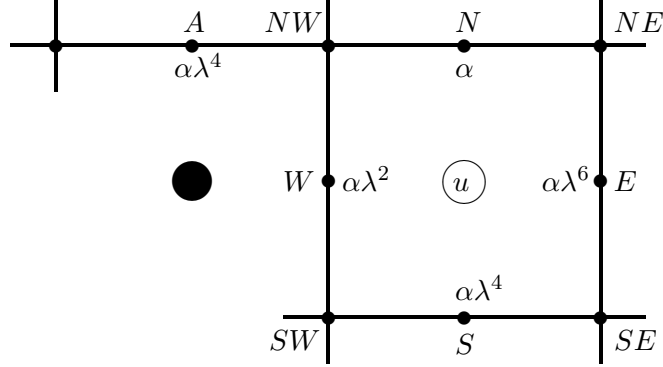


FIGURE 6. Vertices and edges around a square. Lines corresponding to the edges pass through the written vectors.

APPENDIX C. UNPLEASANT COMPUTATIONS FOR LEMMA 3.8

There are several ways to prove equations (7,8) and we present not the shortest calculation, but perhaps the most straight-forward one.

We will prove (7), the proof of (8) is similar. Let u be the center of some white square. Denote by NW , NE , SE , SW its corner vertices, starting from the upper left and going clockwise. Recall that by Remark 3.3

$$F(NW) - F(SE) = i (F(NE) - F(SW)) ,$$

so to prove (8) it is sufficient to show that

$$\Delta H(W) = -|F(NE) - F(SW)|^2 .$$

To simplify calculations denote $\lambda := \exp(-i\pi/8)$. Denote by N , E , S , W the centers of bordering edges, starting from the top and going clockwise. Assume that the line $\ell(N)$ passes through a unit vector α . With the chosen orientation $\alpha = 1$, but we will leave α a variable to be able to compare results for different vertices. Then the lines $\ell(W)$, $\ell(S)$, $\ell(E)$ pass through the vectors $\alpha\lambda^2$, $\alpha\lambda^4$, $\alpha\lambda^6$ correspondingly. See Figure 6.

First evaluate increment $\partial_{NW}H$ of H across the vertex NW . Denote by A the center of the edge going left from the vertex NW . Recalling (3), by definition of H we write

$$\begin{aligned} \partial_{NW}H &= |F(W)|^2 - |F(A)|^2 \\ &= |\text{Proj}(F(NW), \alpha\lambda^2)|^2 - |\text{Proj}(F(NW), \alpha\lambda^4)|^2 \\ &= \frac{1}{4} |F(NW) + \alpha^2\lambda^4\bar{F}(NW)|^2 - \frac{1}{4} |F(NW) + \alpha^2\lambda^8\bar{F}(NW)|^2 \\ &= \frac{1}{4} (F(NW) + \alpha^2\lambda^4\bar{F}(NW)) (\bar{F}(NW) + \bar{\alpha}^2\bar{\lambda}^4F(NW)) \\ &\quad - \frac{1}{4} (F(NW) + \alpha^2\lambda^8\bar{F}(NW)) (\bar{F}(NW) + \bar{\alpha}^2\bar{\lambda}^8F(NW)) \\ &= \frac{1}{4} (2F(NW)\bar{F}(NW) + \alpha^2\lambda^4\bar{F}^2(NW) + \bar{\alpha}^2\bar{\lambda}^4F^2(NW)) \end{aligned}$$

$$\begin{aligned}
& -\frac{1}{4} (2F(NW)\bar{F}(NW) + \alpha^2\lambda^8\bar{F}^2(NW) + \bar{\alpha}^2\bar{\lambda}^8F^2(NW)) \\
& = \frac{1}{4} ((\lambda^2 - \lambda^6) \alpha^2\lambda^2\bar{F}^2(NW) + (\bar{\lambda}^2 - \bar{\lambda}^6) \bar{\alpha}^2\bar{\lambda}^2F^2(NW)) \\
& = \frac{\sqrt{2}}{4} (\alpha^2\lambda^2\bar{F}^2(NW) + \bar{\alpha}^2\bar{\lambda}^2F^2(NW))
\end{aligned}$$

Writing similarly increments across SW , SE , NE (with α substituted by $\alpha\lambda^2$, $\alpha\lambda^4$, $\alpha\lambda^6$ correspondingly), we arrive at the following four equations:

$$(29) \quad \partial_{NW}H = \frac{\sqrt{2}}{4} (\alpha^2\lambda^2\bar{F}^2(NW) + \bar{\alpha}^2\bar{\lambda}^2F^2(NW))$$

$$(30) \quad \partial_{SW}H = \frac{\sqrt{2}}{4} (\alpha^2\lambda^6\bar{F}^2(SW) + \bar{\alpha}^2\bar{\lambda}^6F^2(SW))$$

$$(31) \quad \partial_{SE}H = \frac{\sqrt{2}}{4} (\alpha^2\lambda^{10}\bar{F}^2(SE) + \bar{\alpha}^2\bar{\lambda}^{10}F^2(SE))$$

$$(32) \quad \partial_{NE}H = \frac{\sqrt{2}}{4} (\alpha^2\lambda^{14}\bar{F}^2(NE) + \bar{\alpha}^2\bar{\lambda}^{14}F^2(NE))$$

Let us remark that from these equations it becomes clear that H is an appropriate discrete version of the primitive $\text{Im} \int F^2 dz$. Indeed, if z is one of the corners and v is the center of the square across that corner, denoting $\eta := (v - u) / |v - u|$ we see that

$$\begin{aligned}
(H(v) - H(u)) &= \frac{\sqrt{2}}{4} (i\bar{\eta}\bar{F}^2(z) - i\eta F^2(z)) \\
&= \frac{\sqrt{2}}{2} \text{Im} (\eta F^2(z)) \\
&= \frac{1}{2\delta} \text{Im} (F^2(z) (v - u)),
\end{aligned}$$

and therefore

$$(33) \quad 2\delta (H(v) - H(u)) = \text{Im} (F(z)^2 (v - u)).$$

Summing the equations (29,30,31,32), we can write the Laplacian $\Delta H(u)$ in terms of the values of F at four neighboring vertices. But we want to reduce this further to the values of F at two vertices. Such reduction is possible, since by discrete analyticity projections of $F(NW)$ on lines $\ell(N)$ and $\ell(W)$ coincide with those of $F(NE)$ and $F(SW)$ correspondingly. Using (3) we can write that as

$$\begin{aligned}
F(NW) + \alpha^2\bar{F}(NW) &= F(NE) + \alpha^2\bar{F}(NE), \\
F(NW) + \alpha^2\lambda^4\bar{F}(NW) &= F(SW) + \alpha^2\lambda^4\bar{F}(SW).
\end{aligned}$$

Subtracting the equations multiplied by λ^2 and $\bar{\lambda}^2$ correspondingly we arrive at

$$(\lambda^2 - \bar{\lambda}^2)F(NW) = \lambda^2F(NE) + \alpha^2\lambda^2\bar{F}(NE) - \bar{\lambda}^2F(SW) - \alpha^2\lambda^2\bar{F}(SW),$$

where $\lambda^2 - \bar{\lambda}^2$ simplifies to $-i\sqrt{2}$:

$$(34) \quad F(NW) = \frac{i}{\sqrt{2}} (\lambda^2F(NE) + \alpha^2\lambda^2\bar{F}(NE) - \bar{\lambda}^2F(SW) - \alpha^2\lambda^2\bar{F}(SW)).$$

Writing similarly for $F(SE)$ (with $\alpha\lambda^4$ substituted for α and NE and SW interchanged) we conclude that

$$(35) \quad F(SE) = \frac{i}{\sqrt{2}} (\lambda^2 F(SW) + \alpha^2 \lambda^{10} \bar{F}(SW) - \bar{\lambda}^2 F(NE) - \alpha^2 \lambda^{10} \bar{F}(NE)) ,$$

Now we can sum equations (29,31,30,32), substituting (34,35) for values of $F(NW)$ and $F(SE)$:

$$\begin{aligned} \Delta H(w) &= \partial_{NW} H + \partial_{SW} H + \partial_{SE} H + \partial_{NE} H \\ &= \frac{\sqrt{2}}{4} \left(\alpha^2 \lambda^2 \left(\frac{i}{\sqrt{2}} (\lambda^2 F(NE) + \alpha^2 \lambda^2 \bar{F}(NE) - \bar{\lambda}^2 F(SW) - \alpha^2 \lambda^2 \bar{F}(SW)) \right)^2 \right. \\ &\quad + \bar{\alpha}^2 \bar{\lambda}^2 \left(\frac{i}{\sqrt{2}} (\lambda^2 F(NE) + \alpha^2 \lambda^2 \bar{F}(NE) - \bar{\lambda}^2 F(SW) - \alpha^2 \lambda^2 \bar{F}(SW)) \right)^2 \\ &\quad + \alpha^2 \lambda^{10} \left(\frac{i}{\sqrt{2}} (\lambda^2 F(SW) + \alpha^2 \lambda^{10} \bar{F}(SW) - \bar{\lambda}^2 F(NE) - \alpha^2 \lambda^{10} \bar{F}(NE)) \right)^2 \\ &\quad + \bar{\alpha}^2 \bar{\lambda}^{10} \left(\frac{i}{\sqrt{2}} (\lambda^2 F(SW) + \alpha^2 \lambda^{10} \bar{F}(SW) - \bar{\lambda}^2 F(NE) - \alpha^2 \lambda^{10} \bar{F}(NE)) \right)^2 \\ &\quad \left. + \alpha^2 \lambda^6 \bar{F}^2(SW) + \bar{\alpha}^2 \bar{\lambda}^6 F^2(SW) + \alpha^2 \lambda^{14} \bar{F}^2(NE) + \bar{\alpha}^2 \bar{\lambda}^{14} F^2(NE) \right) \end{aligned}$$

When we plug in $\alpha = 1$ and recall that $\lambda = \exp(-i\pi/8)$, in particular $\lambda^8 = -1$, there are many cancelations in the right hand side, which eventually simplifies:

$$\begin{aligned} \dots &= \frac{\sqrt{2}}{4} \left(\lambda^2 \left(-\frac{i}{\sqrt{2}} (\bar{\lambda}^2 \bar{F}(NE) + \bar{\lambda}^2 F(NE) - \lambda^2 \bar{F}(SW) - \bar{\lambda}^2 F(SW)) \right)^2 \right. \\ &\quad + \bar{\lambda}^2 \left(\frac{i}{\sqrt{2}} (\lambda^2 F(NE) + \lambda^2 \bar{F}(NE) - \bar{\lambda}^2 F(SW) - \lambda^2 \bar{F}(SW)) \right)^2 \\ &\quad - \lambda^2 \left(-\frac{i}{\sqrt{2}} (\bar{\lambda}^2 \bar{F}(SW) - \bar{\lambda}^2 F(SW) - \lambda^2 \bar{F}(NE) + \bar{\lambda}^2 F(NE)) \right)^2 \\ &\quad - \bar{\lambda}^2 \left(\frac{i}{\sqrt{2}} (\lambda^2 F(SW) - \lambda^2 \bar{F}(SW) - \bar{\lambda}^2 F(NE) + \lambda^2 \bar{F}(NE)) \right)^2 \\ &\quad \left. + \lambda^6 \bar{F}^2(SW) + \bar{\lambda}^6 F^2(SW) - \lambda^6 \bar{F}^2(NE) - \bar{\lambda}^6 F^2(NE) \right) \\ &= \frac{\sqrt{2}}{4} \left(-\frac{1}{2} (\bar{\lambda} \bar{F}(NE) + \bar{\lambda} F(NE) - \lambda^3 \bar{F}(SW) - \bar{\lambda} F(SW))^2 \right. \\ &\quad - \frac{1}{2} (\lambda F(NE) + \lambda \bar{F}(NE) - \bar{\lambda}^3 F(SW) - \lambda \bar{F}(SW))^2 \\ &\quad + \frac{1}{2} (\bar{\lambda} \bar{F}(SW) - \bar{\lambda} F(SW) - \lambda^3 \bar{F}(NE) + \bar{\lambda} F(NE))^2 \\ &\quad \left. + \frac{1}{2} (\lambda F(SW) - \lambda \bar{F}(SW) - \bar{\lambda}^3 F(NE) + \lambda \bar{F}(NE))^2 \right) \end{aligned}$$

$$\begin{aligned}
& + \lambda^6 \bar{F}^2(SW) + \bar{\lambda}^6 F^2(SW) - \lambda^6 \bar{F}^2(NE) - \bar{\lambda}^6 F^2(NE) \Big) \\
& = \frac{\sqrt{2}}{8} \left(F^2(NE) (-\bar{\lambda}^2 - \lambda^2 + \bar{\lambda}^2 + \bar{\lambda}^6 - 2\bar{\lambda}^6) + \bar{F}^2(NE) (-\bar{\lambda}^2 - \lambda^2 + \lambda^6 + \lambda^2 - 2\lambda^6) \right. \\
& \quad + F^2(SW) (-\bar{\lambda}^2 - \bar{\lambda}^6 + \bar{\lambda}^2 + \lambda^2 + 2\bar{\lambda}^6) + \bar{F}^2(SW) (-\lambda^6 - \lambda^2 + \bar{\lambda}^2 + \lambda^2 + 2\lambda^6) \\
& \quad + 2F(NE)F(SW) (\bar{\lambda}^2 + \bar{\lambda}^2 - \bar{\lambda}^2 - \bar{\lambda}^2) + 2\bar{F}(NE)\bar{F}(SW) (\lambda^2 + \lambda^2 - \lambda^2 - \lambda^2) \\
& \quad + 2F(NE)\bar{F}(NE) (-\bar{\lambda}^2 - \lambda^2 - \lambda^2 - \bar{\lambda}^2) + 2F(SW)\bar{F}(SW) (-\lambda^2 - \bar{\lambda}^2 - \bar{\lambda}^2 - \lambda^2) \\
& \quad \left. + 2F(NE)\bar{F}(SW) (\lambda^2 + \lambda^2 + \bar{\lambda}^2 + \bar{\lambda}^2) + 2F(SW)\bar{F}(NE) (\bar{\lambda}^2 + \bar{\lambda}^2 + \lambda^2 + \lambda^2) \right) \\
& = -\frac{\sqrt{2}}{8} 4\sqrt{2} (F(NE) - F(SW)) (\bar{F}(NE) - \bar{F}(SW)) = -|F(NE) - F(SW)|^2 .
\end{aligned}$$

This finishes the proof of Lemma.

REFERENCES

- [1] Rodney J. Baxter. *Exactly solved models in statistical mechanics*. Academic Press Inc. [Harcourt Brace Jovanovich Publishers], London, 1989. Reprint of the 1982 original.
- [2] R. Courant, K. Friedrichs, and H. Lewy. Über die partiellen Differenzgleichungen der mathematischen Physik. *Math. Ann.*, 100:32–74, 1928.
- [3] Geoffrey Grimmett. *The Random-Cluster Model*, volume 333 of *Grundlehren der Mathematischen Wissenschaften [Fundamental Principles of Mathematical Sciences]*. Springer-Verlag, Berlin, 2006.
- [4] Bruria Kaufman and Lars Onsager. Crystal statistics. IV. Long-range order in a binary crystal. unpublished, 1950.
- [5] Richard Kenyon. Conformal invariance of domino tiling. *Ann. Probab.*, 28(2):759–795, 2000.
- [6] Harry Kesten. Hitting probabilities of random walks on \mathbb{Z}^d . *Stochastic Processes Appl.*, 25:165–184, 1987.
- [7] Gregory F. Lawler, Oded Schramm, and Wendelin Werner. Conformal invariance of planar loop-erased random walks and uniform spanning trees. *Ann. Probab.*, 32(1B):939–995, 2004.
- [8] Jacqueline Lelong-Ferrand. *Représentation conforme et transformations à intégrale de Dirichlet bornée*. Gauthier-Villars, Paris, 1955.
- [9] B. M. McCoy and T. T. Wu. *The two-dimensional Ising model*. Harvard University Press, Cambridge, Massachusetts, 1973.
- [10] W. H. McCrea and F. J. W. Whipple. Random paths in two and three dimensions. *Proc. Roy. Soc. Edinburgh*, 60:281–298, 1940.
- [11] V. Riva and J. Cardy. Holomorphic parafermions in the Potts model and stochastic Loewner evolution. *J. Stat. Mech. Theory Exp.*, (12):P12001, 19 pp. (electronic), 2006.
- [12] Stanislav Smirnov. Critical percolation in the plane. preprint, 2001.
- [13] Stanislav Smirnov. Critical percolation in the plane: Conformal invariance, Cardy’s formula, scaling limits. *C. R. Math. Acad. Sci. Paris*, 333(3):239–244, 2001.
- [14] Stanislav Smirnov. Towards conformal invariance of 2D lattice models. Sanz-Solé, Marta (ed.) et al., Proceedings of the international congress of mathematicians (ICM), Madrid, Spain, August 22–30, 2006. Volume II: Invited lectures, 1421–1451. Zürich: European Mathematical Society (EMS) , 2006.
- [15] Stanislav Smirnov. Conformal invariance in random cluster models. II. Scaling limit of the interface. preprint, 2007.
- [16] Stanislav Smirnov. Conformal invariance in random cluster models. III. Full scaling limit. in preparation, 2007.
- [17] Samuel Verblunsky. Sur les fonctions preharmoniques. *Bull. Sci. Math., II. Ser.*, 73:148–152, 1949.
- [18] C. N. Yang. The spontaneous magnetization of a two-dimensional Ising model. *Physical Rev. (2)*, 85:808–816, 1952.

E-mail address: Stanislav.Smirnov@math.unige.ch